



TFR

# Trading Floor Research

Welcome to the  
— Trading Floor —

4/14/26

**This Trading Floor Research report contains:**

Biotechnology Industry Group Update

*A Weekly Follow-up of Current Stock Positions*

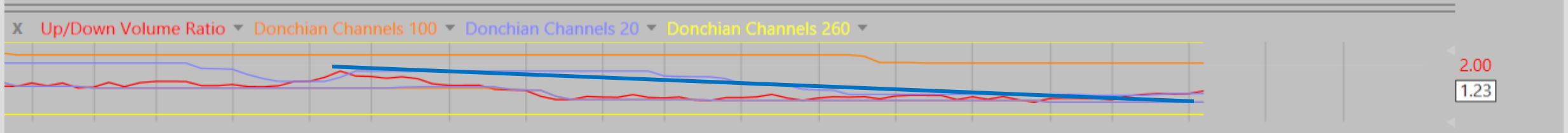
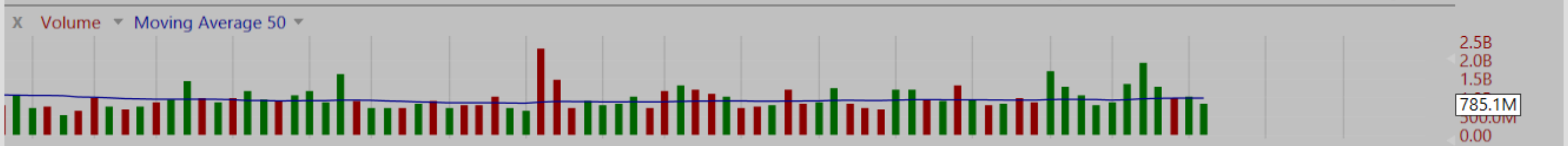
## Sector & Industry Group Update

*As of yesterday's close, 7 of 11 sectors remain in confirmed sell signals, with **utilities, industrials, and healthcare** the only sectors to have issued new buy signals. While the market continues to advance and the **S&P 500** has confirmed a new uptrend, most of the move is occurring on below-average volume — a sign that institutional conviction remains low.*

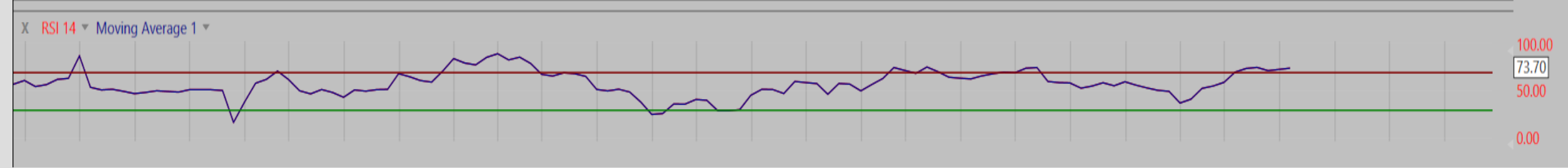
***Technology** was Monday's biggest mover, yet it too advanced on below-average volume. With six of the past eight advancing sessions in the tech rally coming on below-average volume, overall accumulation has shown little improvement since the rally began on March 31, and yesterday's session was still unable to confirm a new technology sector buy signal.*

*The most convincing leadership continues to come from the **biotechnology industry group**. Monday's 2.03% gain on above-average volume extended the group's advance from its recent breakout. With six of the past eight advancing sessions coming on above-average volume, the institutional conviction behind this move stands in stark contrast to the technology sector. That sustained demand has driven outsized gains in group leaders like **Allogene Therapeutics (ALLO)**, where I sold my remaining shares as ALLO hit its Fibonacci 3/4 level in yesterday's premarket at 4.53, locking in an 88.9% gain.*

# Biotechnology Industry Group



# Prelude Therapeutics (PRLD)



4/12/26



***This Trading Floor Research report is the weekly follow-up:***

*(Please, watch this list closely. If a stock does not appear in this list, it has been sold or was never purchased)*

- **Hyperliquid Strategies (PURR) was purchased on March 4 at 4.95.** On March 11, I sold a third of the position at the first Fibonacci target of 5.66, locking in a 14.3% gain, and another third at the second Fibonacci target of 6.15, locking in a 24.3% gain. On March 18, I sold half of the remaining position at the third Fibonacci target of 6.68, locking in a 35% gain. PURR closed at 4.88.
- **The ProShares Ultrashort Silver (ZSL) was purchased on March 18 at 22.27.** On March 19, I sold a third of the position above the first two Fibonacci targets at 26.34, locking in a 18.3% gain. On April 4, I sold another third of my ZSL position, locking in a 12.3% gain. ZSL closed at 23.92.
- **Pyxis Tankers (PXS) was purchased on March 24 at 4.45.** PXS closed at 4.37.

4/12/26



***This Trading Floor Research report is the weekly follow-up:***

*(Please, watch this list closely. If a stock does not appear in this list, it has been sold or was never purchased)*

- Destiny Tech 100 (DXYZ) was purchased on April 1 at 28.21. DXYZ closed at 27.04
- Prelude Therapeutics (PRLD) was purchased on April 10 at 4.46. PRLD closed at 4.40

# Disclaimer

Before using this site, please make sure that you note the following important information:

## Do your Own Research

Our content is intended to be used and must be used for informational purposes only. It is very important to do your own analysis before making any investment based on your own personal circumstances. You should take independent financial advice from a professional in connection with, or independently research and verify, any information that you find on our Website and wish to rely upon, whether for the purpose of making an investment decision or otherwise.

*The content of this email is confidential and intended only for the recipient specified in the message. It is strictly forbidden to share any part of this message with any third party without the written consent of the sender. If you received this message by mistake, please reply to this message and follow with its deletion so that we can ensure such a mistake does not occur in the future.*



The results are not (or may not be) representative of the performance of all selections made by the Trading Floor Research (TFR) newsletter.

We look for investment resources and inform you of these resources, which you may choose to use in making your own investment decisions. **Past performance is no guarantee of future results. Inherent in any investment is the potential for loss.** This material is being provided for informational purposes only, and nothing herein constitutes investment, legal, accounting, or tax advice or a recommendation to buy, sell, or hold a security. No recommendation or advice is being given as to whether any investment is suitable for a particular investor. It should not be assumed that any investments in securities, companies, sectors, or markets identified and described were or will be profitable. All information is current as of the date herein and is subject to change without notice.