

David Wozniak, CMT
Chief Market Strategist

Trading Floor Research
www.tfrtrader.com

Briefing.com
Market Technician

David.Wozniak@tfrtrader.com



Understanding your **Fidelity** 401K

Pull up class notes on my website

[Home](#) [Member Section](#) [Sign Up](#) [Newsletter Library](#) [Custom Stock Report](#) [TFR System](#) [TFR Consulting Services](#) [Class Notes](#) [Special Offers](#)



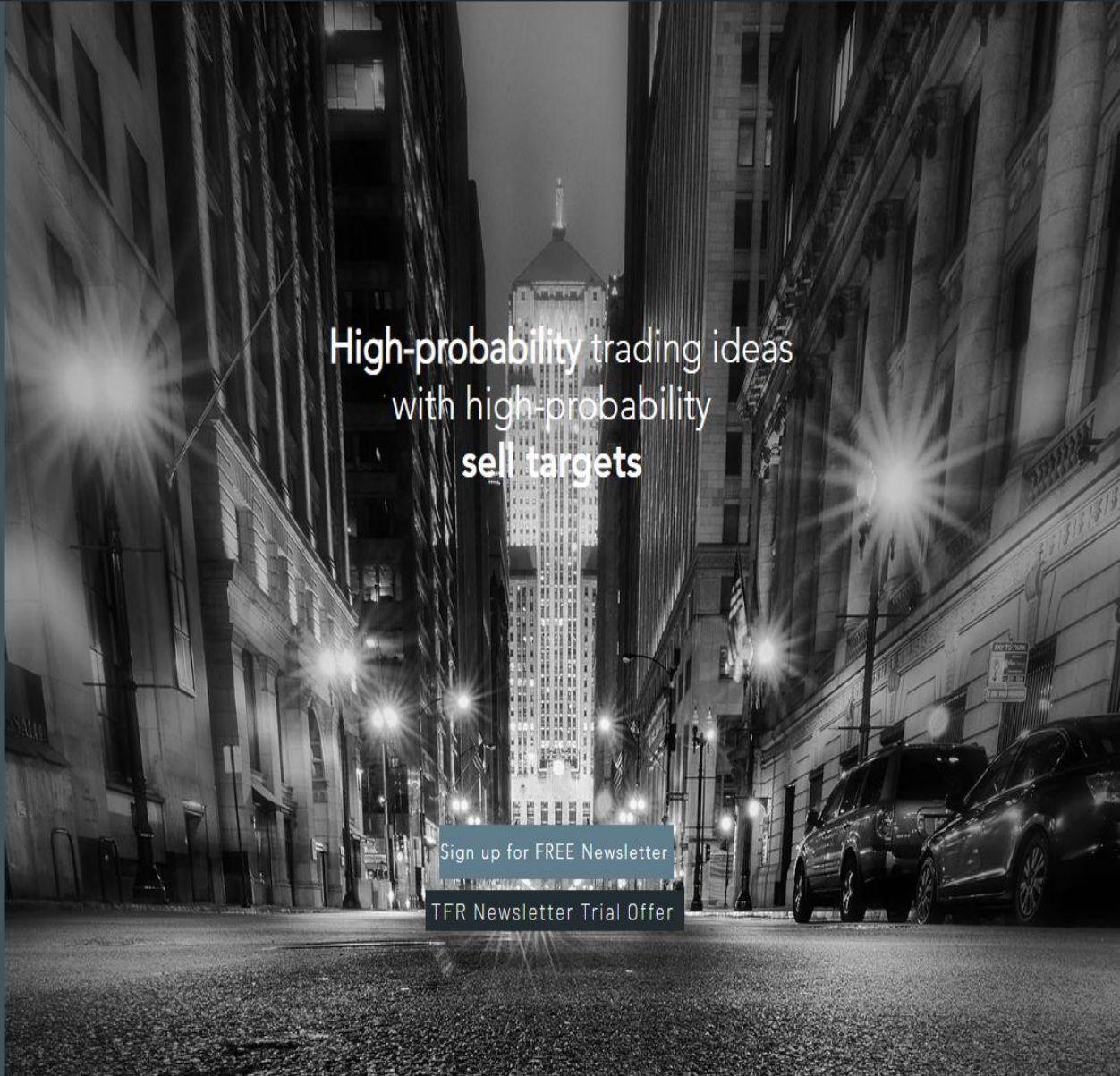
Trading Floor Research



TFR Consulting Services

Sign up for TFR Newsletter

Member Section



High-probability trading ideas
with high-probability
sell targets

Sign up for FREE Newsletter

TFR Newsletter Trial Offer

www.tfrtrader.com



Understanding your **Fidelity** 401K

1. What is a 401K, and what are the features
2. Set up a trading Account Within your fidelity 401K and transfer funds from your 401K
3. Placing trades in your Fidelity account (Stocks, Individual Bonds, and Mutual Funds)
4. Using Fidelity stock trading special features.
One Cancels-the Other, One Triggers the other, and One triggers and cancels the other
5. Setting Up Trading Dashboard, and Active Trader Pro

What is a 401(k)?

A 401(k) is a retirement savings plan that you get through your employer as part of your benefits package. This plan has tax advantages as an incentive to invest and save for retirement.



Decide how much you want to contribute

Your contribution will be taken out of each paycheck before taxes and you can adjust the amount at any time. You can contribute as little as 1% and even just a little bit can help you in the future.



Choose your investments

Your employer will give you options on the types of investments you can make with the money in your 401(k) retirement savings plan. It's usually a mix of investments, like mutual funds.



Save and invest over time

Even if you contribute a small amount, your money has the potential to grow due to compounding.

Compounding refers to the value of an investment increasing because the earnings on an investment are reinvested and earn additional interest as time passes.

How does a 401(k) plan work?

If your employer offers a 401(k), you can put part of each paycheck into it and invest it. Your employer may even offer a match, which means they make a contribution based on what you put in. The money is yours, so you keep it even if you change jobs.

VUSXX

Vanguard Treasury Money Market Fund

Management style

Active

Category

Taxable Money Market

Expense ratio

0.07%

as of 02/03/2025

Asset class

Money Market

Risk / reward scale

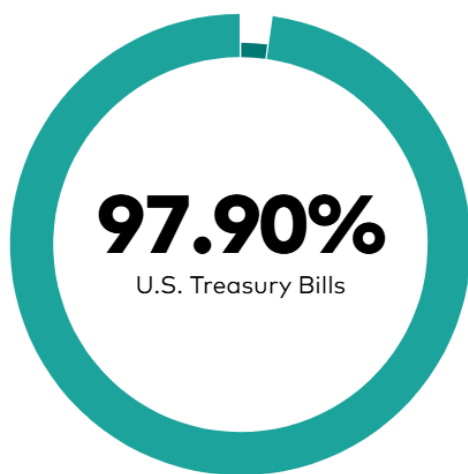
1 — — — —

Less More

7 day SEC yield

4.27% C

as of 02/14/2025



Issuer	% of fund
U.S. Govt. Obligations	2.10%
U.S. Treasury Bills	97.90%

Weighted equity exposures exclude any temporary cash investments and equity index futures. Some short-term fixed income securities are classified as cash and are excluded from the weighted bond exposures.

	Month-end	3-Month total	YTD	1-yr	3-yr	5-yr	10-yr	Since inception 12/14/1992
VUSXX	0.37%	1.13%	0.37%	5.16%	4.05%	2.48%	1.75%	2.46%
Benchmark ¹ ?	0.35%	1.06%	0.35%	4.82%	3.72%	2.26%	1.46%	2.07%

The Power of Compounding Interest

SPAXX

Q

Fidelity® Government Money Market Fund

NTF

No Transaction Fee ¹

Monthly Fact Sheet (PDF)

Prospectus


Compare

+Watch List

+Set Alert

Buy

Sell

i On March 4, 2025, Stephanie Merritt became a co-manager of the fund.
i [Learn more](#)  about how to find the Fidelity money market fund that may be right for your account.

Other Fidelity MM Funds: FDRXX, FZFXX

Daily Info

AS OF 03/28/2025

NAV

\$1.00

NAV Change

0.00 (0.00%)

YTD Returns

+0.96%

7-Day Yield

AS OF 03/28/2025

+3.97%

Morningstar® Snapshot*

AS OF 02/28/2025

Morningstar Category: Money Market-Taxable

Overall Rating

★★★★★

Not Available

Returns

■■■■■

Not Available

Expenses

■■■■■

Not Available

Risk of this Category

✓

Lower

Higher

Performance ^{2,3} ?

More >

Average Annual Returns

AS OF 02/28/2025

1 Yr

+4.74%

3 Yrs

+3.88%

5 Yrs

+2.32%

10 Yrs

+1.56%

The performance data featured represents past performance, which is no guarantee of future results. Investment return and principal value of an investment will fluctuate; therefore, you may have a gain or loss when you sell your shares. Current performance may be higher or lower than the performance data quoted.

Details ?

Morningstar Category	Money Market-Taxable
Product Type	Government
Fund Inception	02/05/1990
Exp Ratio (Gross)	06/29/2024 0.42%
NAV	03/28/2025 \$1.00
Exp Ratio - Annual or Semi-Annual Report (Net)	10/31/2024 0.42%
Minimum to Invest	\$0.00
Portfolio Net Assets (\$M)	02/28/2025 \$391,971.55
Share Class Net Assets (\$M)	02/28/2025 \$362,149.82
12 Month Low-High	02/28/2025 \$1.00 - \$1.00
Daily Market Value	03/28/2025 \$1.00

Composition by Instrument ⁵ ?


AS OF 02/28/2025

More >

	Portfolio Weight
U.S. Treasury Bills	24.26%
U.S. Treasury Coupons	4.36%
U.S. Treasury Strips	0.00%
U.S. Treasury Inflation-Protected Securities	0.00%
Agency Fixed-Rate Securities	5.42%
Agency Floating-Rate Securities	22.52%
U.S. Government Repurchase Agreements	45.12%
Other Money Market Investments	0.00%
Net Other Assets	-1.68%

Additional Information


Fund Manager(s) ?



Stephanie Merritt

Co-Manager


Manager Tenure: since 03/04/2025



Joe K McHale

Co-Manager

Manager Tenure: since 01/01/2020



Eric S Graham

Co-Manager

Manager Tenure: since 06/01/2024

Commentary

Chairman's Message



Stable Fund in 401K

1.80% 7-day return

The Power of Compounding Interest

Investment details

Initial deposit

\$1,000

Years of growth

10

Years

Estimated rate of return

4.27%

Compound frequency

Monthly



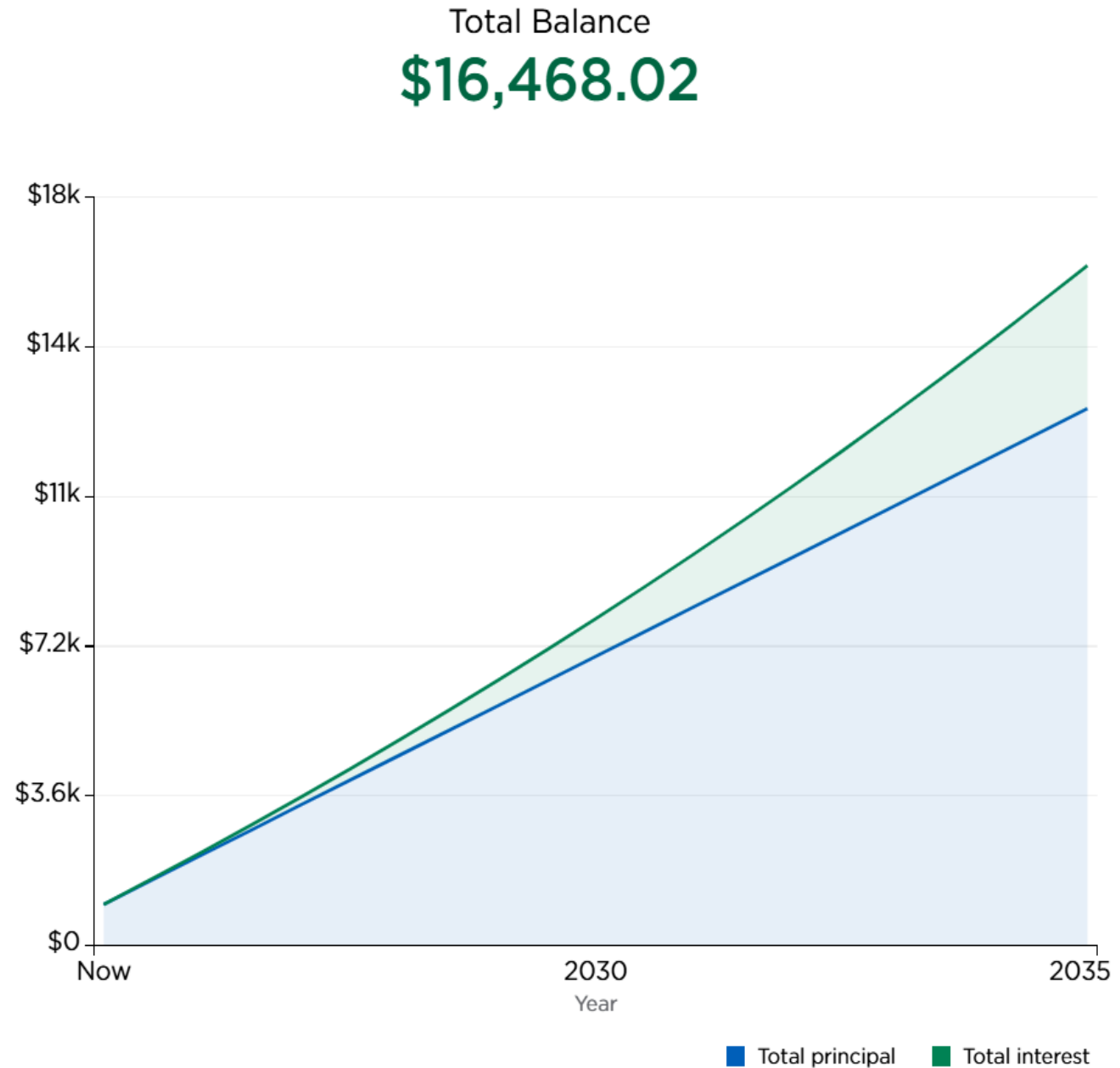
Contribution amount

\$100

Contribution frequency

Monthly

Annually



The Power of Compounding Interest

Investment details

Initial deposit

\$5,000

Years of growth

15

Years

Estimated rate of return

4.27%

Compound frequency

Monthly

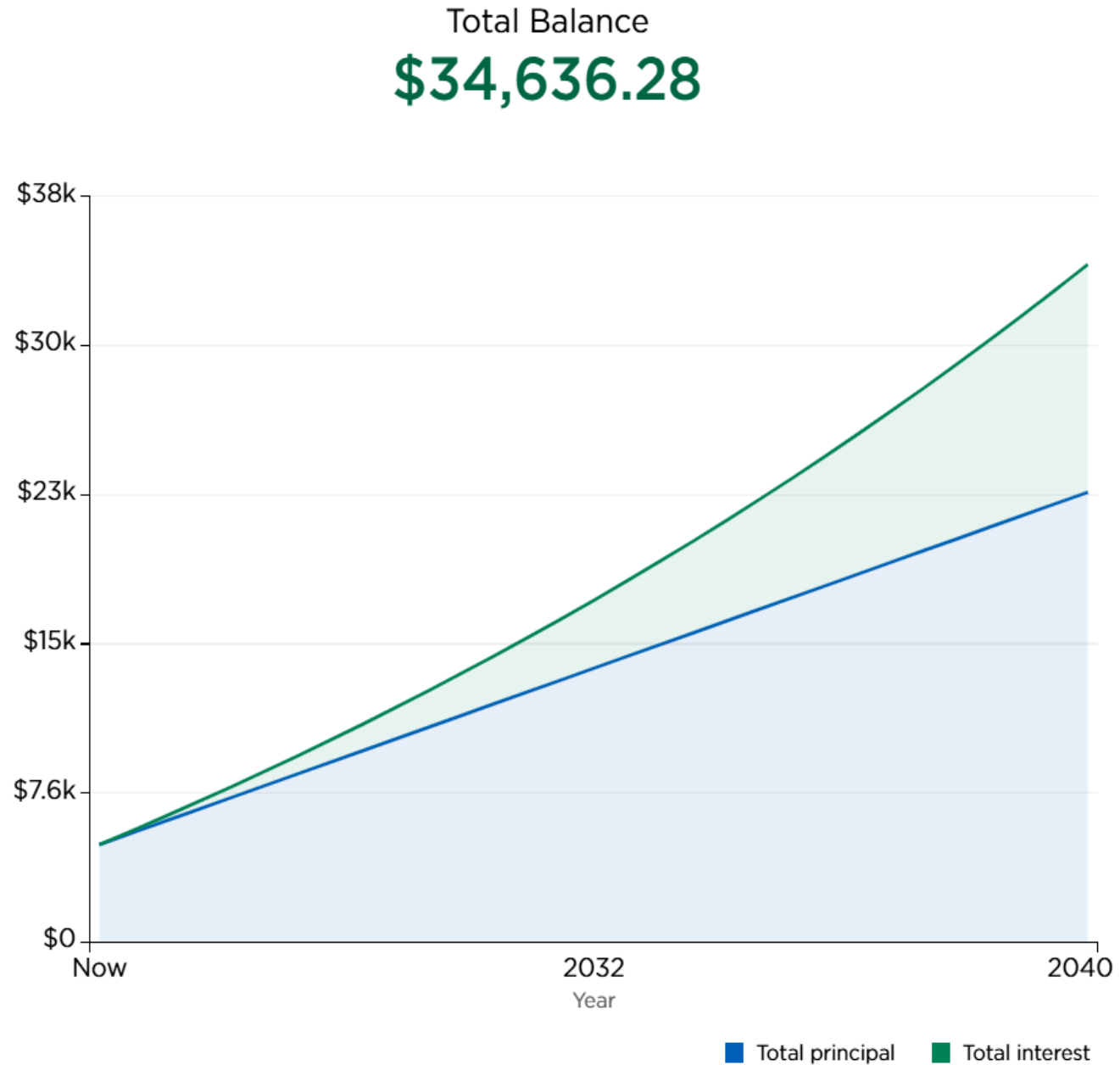
Contribution amount

\$100

Contribution frequency

Monthly

Annually



The Power of Compounding Interest

Investment details

Initial deposit

\$5,000

Years of growth

20

Years

Estimated rate of return

4.27%

Compound frequency

Monthly

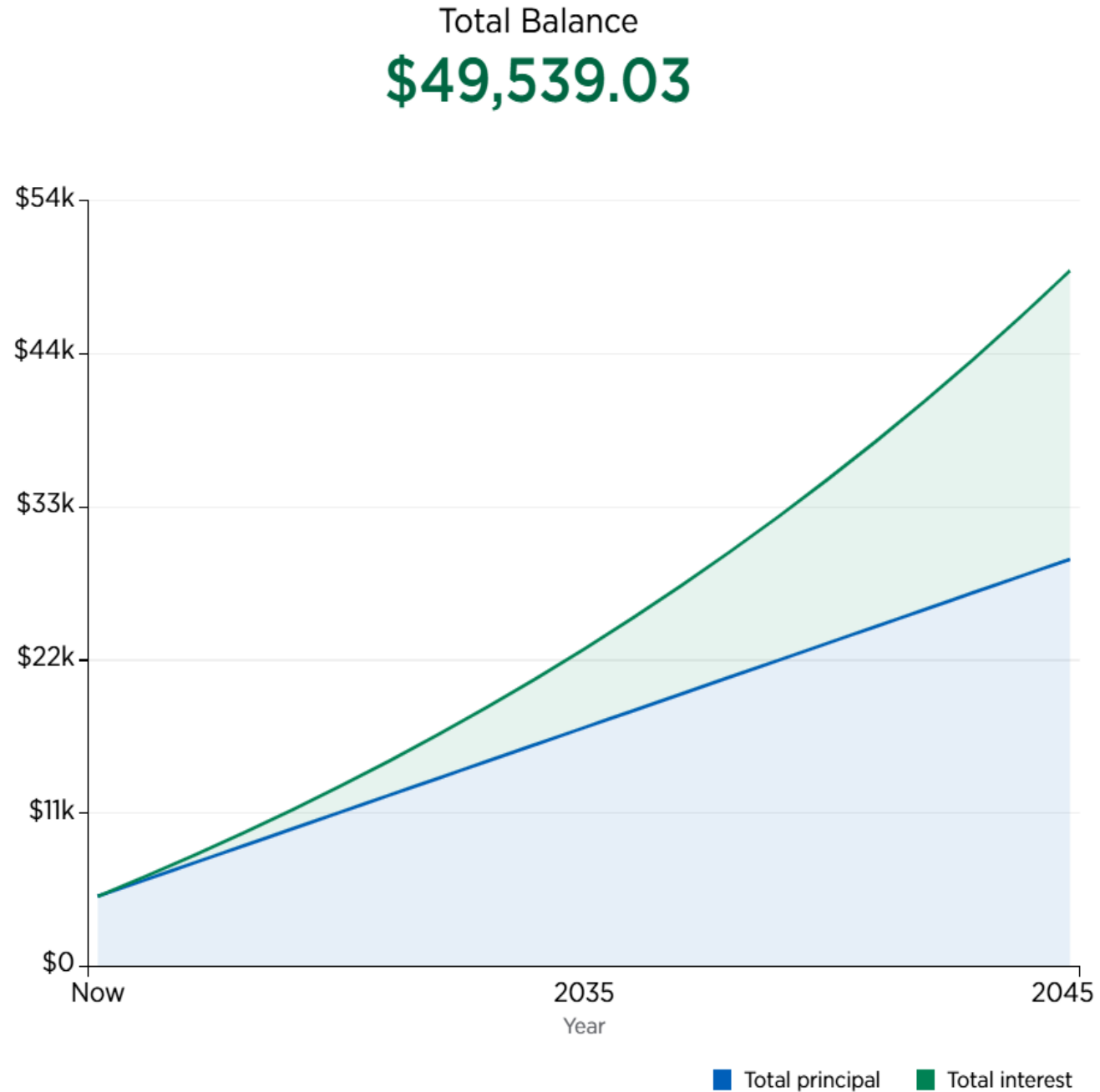
Contribution amount

\$100

Contribution frequency

Monthly

Annually



The Power of Compounding Interest

Investment details

Initial deposit

\$5,000

Years of growth

20

Years

Estimated rate of return

4.27%

Compound frequency

Monthly



Contribution amount

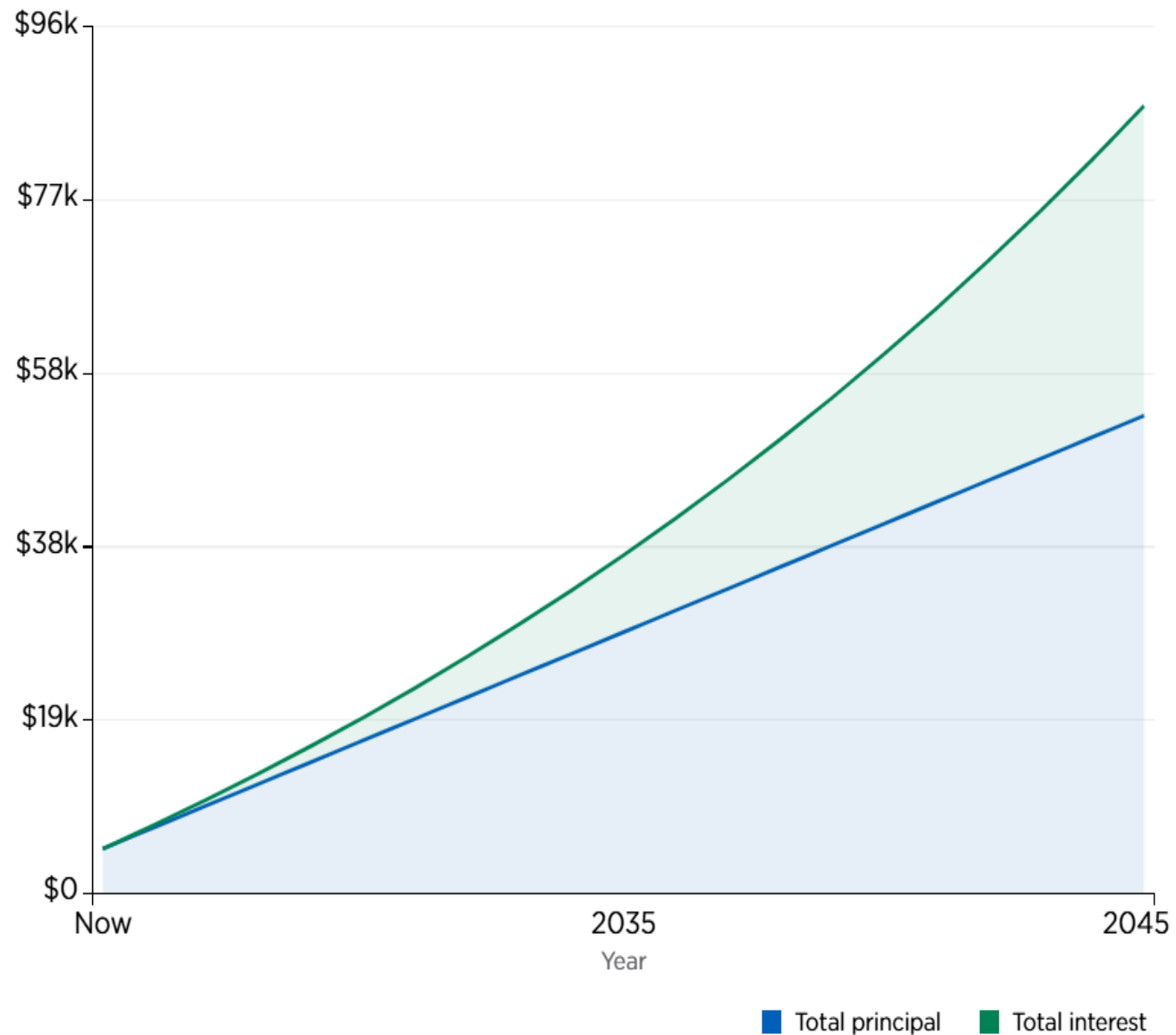
\$200

Contribution frequency

Monthly

Annually

Total Balance
\$87,350.72





<https://www.nerdwallet.com/calculator/compound-interest-calculator>

Compound Interest Calculator

See how your savings and investment account balances can grow with the magic of compound interest.

<https://www.nerdwallet.com/calculator/compound-interest-calculator>



Where Do I Start?

Opening a Fidelity

Broker Link

“Trading” Account

In Your Fidelity 401K

AS OF Dec-03-2023 2:59 PM ET

All accounts

\$14,098.07

INVESTMENT

7.42 (+0.07%)

\$0.00

RETIREMENT

401K Retirement

230858980

\$74.94 (+2.18%)

Link an external account

+ Open an account

Accounts

All accounts

Summary

Positions

Balances

Activity & Orders

Documents


Planning

More

Balance at Fidelity

\$

+\$82.36 (+0.59%) Today's Gain/Loss



1M

1Y

2Y

YTD

Trading Dashboard

IRA contributions

2023

\$0 contributed

Contribute now

Use our [IRA Calculator](#) to calculate your maximum contribution.

Customize

Feedback

Tell us about yourself


First, we'll need a few details

	First name	Middle name	Last name
Full name	<input type="text"/>	<input type="text"/>	<input type="text"/>
Social Security number	<input type="text"/>		
Date of birth	Month	Day	Year
	<div>Select ▼</div>	<input type="text"/>	<input type="text"/>
Country of citizenship	<div>Select a country ▼</div>		
Mobile number	<input type="text"/>		
Email	<input type="text"/>		

Where do you live?

Address line 1	<input type="text"/>
Address line 2 (optional)	<input type="text"/>
City	<input type="text"/>
State	<div>Select a state ▼</div>
ZIP Code	<input type="text"/>

Employment details

Your occupation	<input type="text"/>
Company name	<input type="text"/>
Address line 1	<input type="text"/>
Address line 2 (optional)	<input type="text"/>
City	<input type="text"/>
State	<div>Select a state </div>
ZIP Code	<input type="text"/>

Securities industry regulations

These are uncommon situations, but we have to ask.

- Are you, or your immediate family members employed by a financial institution, or a director, officer or 10% shareholder of a publicly held company?
- Are you currently in a job requiring the use of quote data, or employed or registered as an investment advisor, or registered with FINRA, the SEC, and/or the CFTC, any state securities agency or any security or commodities exchange or association?

Some apply

✓ None apply



Contact us

How can we help?



Ask the Virtual Assistant

Our Virtual Assistant is designed to help you with your requests 24/7.

Operating hours: Now

[Start chat](#)



Chat live with our team

Get specialized support for your accounts or technical issues.

Operating hours: Mon.—Fri. 8 a.m.—10 p.m. ET

Sat.—Sun.: 9 a.m.—4 p.m. ET

[Start chat](#)



Give us a call

Find the phone number or department for your specific need.

Operating hours: 24/7

[View phone numbers](#)

[Share your screen](#)

Get to the team you're looking for faster

Workplace accounts  (ex: 401(k), health savings)

Mon.—Fri. 8:30 a.m.—12 a.m. ET

800-835-5095



What's Next?

Funding Your **Broker Link** “Trading” Account In Your Fidelity 401K

AS OF Dec-03-2023 2:59 PM ET

All accounts\$14,098.07

INVESTMENT

7.42 (+0.07%)

\$0.00

RETIREMENT

401K Retirement

230858980

\$74.94 (+2.18%)

Link an external account

Open an account

Accounts

All accounts

SummaryPositionsBalancesActivity & OrdersDocumentsPlanningMore

Balance at Fidelity

\$

+\$82.36 (+0.59%) Today's Gain/Loss



1M

1Y

2Y

YTD

Trading Dashboard

IRA contributions

2023

\$0 contributed

Contribute now

Use our [IRA Calculator](#) to calculate your maximum contribution.

Welcome to customer service

What can we help you with today?

[Ask our Virtual Assistant](#)



Common tasks

Account maintenance

Transfers

Make a transfer

Deposit, withdraw, or transfer money to and from your Fidelity accounts, or transfer an account to Fidelity.

Track transfers and activity

Monitor your transfers and account activity and search previous transactions.

Edit your profile

Update personal information, including your name, address, and phone number, and manage your communication preferences.

Manage bank accounts

Link a new bank, add bank wire details, or manage banks you've already linked to your Fidelity accounts.

Manage your beneficiaries

Keep your beneficiaries up to date to ensure your assets end up in the right hands.

Reset username or password

Answer a few questions to reset your username or password if you're locked out of your account.

Let's transfer your money

Which account do you want to move money from?

From

401K Retirement | c... ▼

Total account value	\$10,595.18
Cash available to withdraw	\$10,427.00
Available for Fidelity Crypto*	\$10,427.00

AS OF Dec-04-2023 5:30 PM ET

Where will the money be transferred to?

Delivery times can vary depending on the transfer method that's selected. [See estimated delivery times](#)

To

IRA | ▼

[Exit to portfolio summary](#)

Continue

Select your transfer details

Occurrence

✓ One-time

Recurring

Amount

\$

! If you'd like to transfer more money than your current cash available, you may be able to sell investments to free up the additional cash. We can help you do that in the next few steps.

2023 contribution limit	\$6,500.00
2023 contributions to date	\$0.00
2023 remaining contribution	\$6,500.00

[Exit to portfolio summary](#)

Continue



Ready to start trading!

Placing trades in your Broker Link and Fidelity 401K account

Accounts & Trade

Planning & Advice

News & Research

Products

Why Fidelity

Trade

Transfer

Pay Bills

Quote

Messages

AS OF Sep-17-2023 10:24 AM ET



< Accounts

All accounts

\$13,461.96

All accounts

Summary

Positions

Balances

Activity & Orders

Documents

Planning

More

Trade



TRADE
Stocks/ETFs

Select an account

As of Sep-17-2023 10:32:25 AM ET



Symbol



Action

Quantity



Order type

TIME IN FORCE
Day

View simplified ticket

Estimated value --

Preview order

[Important disclosure information](#)

Stocks/ETFs

Options

Mutual Funds

Crypto

Fixed Income

Trade Armor

Conditional

Baskets

Trade



TRADE
Stocks/ETFs

Select an account

As of Sep-17-2023 11:12:59 AM ET

Symbol

Action

Quantity



Order type

TIME IN FORCE
Day

[View simplified ticket](#)

Estimated value

Preview order

[Important disclosure information](#)

Day
Good Till Canceled

Buy
Sell
Short Sell
Sell Specific

Specify Shares

GBTC Cash

Selected	Quantity	Unrealized G/L	Holding Period	Date Acquired▼	Cost Basis/Share	Lot Basis	
<input type="checkbox"/>	Quantity	5	\$0.85	Short	07/31/2023	\$19.09	\$95.45

Market
Limit
Stop Loss
Stop Limit
Trailing Stop Loss (\$)
Trailing Stop Loss (%)
Trailing Stop Limit (\$)
Trailing Stop Limit (%)

ORDER TYPE
Stop Limit

Stop price

Limit price

ORDER TYPE
Trailing Stop Loss (%)

TRAIL AMOUNT
5

BASED ON
Last

Last
Bid
Ask

Stock Quote Example

Microsoft Corp \$46.41 +0.37	
Last trade	46.41
Trade time	Sep 26 04:00 PM Eastern Daylight Time
Change	0.37 (0.80%)
Prev close	46.04
Open	45.93
Bid	46.39
Ask	46.40

TRADE
Stocks/ETFs ✓

ACCOUNT
Individual ✓

Cash available to trade ?

As of Sep-17-2023 11:20:08 AM ET ↻

Symbol 🔍

Action ✓

Quantity

+ - × ÷

Order type ✓

TIME IN FORCE
Day ✓

[View simplified ticket](#)

Estimated value --

Preview order

[Important disclosure information](#)

Options



Trade

TRADE
Options ✓

ACCOUNT
ROTH IRA ✓

Tier 1

Buying Power

Cash Available to Trade

SYMBOL
GBTC

GRAYSCALE BITCOIN TRUST (BTC)
\$19.26 -\$0.20 (-1.03%)

Bid
19.24 x 0

Ask
19.26 x 0

Volume
976,507

⚠️ Sorry, but options are unavailable for this security

Calls & Puts

Straddle

Buy Write

More Strategies ▾

Action ✓

Quantity

Call | Put

Expiration ✓

Strike ✓

ORDER TYPE
Limit ✓

Limit Price \$

TIME IN FORCE
Day ✓

ROUTE
Auto ✓

Estimated Order Value

Included fees

Preview Order

[Additional Important Information](#)

Trade⋮✕

TRADE
Stocks/ETFs✓

ACCOUNT
Individual✓

Cash available to trade ?██████████

As of Sep-17-2023 11:20:08 AM ET ↻

Symbol🔍

Action✓

Quantity⊕ ⊖
✕ =

Order type✓

TIME IN FORCE
Day✓

[View simplified ticket](#)

Estimated value--

Preview order

[Important disclosure information](#)

Mutual Funds

Trade⋮✕

TRADE
Mutual Funds✓

ACCOUNT
Individual✓

Cash available to trade██████████

AS OF 09/17/23 11:46:20 AM ET↻

Symbol🔍

Action✓

Buy
Sell
Exchange

Estimated value--

Preview order

[Important disclosure information](#)

Trade



TRADE
Stocks/ETFs



ACCOUNT
Individual



Cash available to trade ?

As of Sep-17-2023 11:20:08 AM ET ↺

Symbol



Action



Quantity



Order type



TIME IN FORCE
Day



[View simplified ticket](#)

Estimated value --

Preview order

[Important disclosure information](#)

Fixed Income

Trade

Account ---Select One---



CUSIP

or

[Search Inventory](#) ↗

Action

Select ▼

Continue

Fidelity autofills the price field to help expedite order entry. When the limit price is autofilled for U.S. Treasury orders, it will correspond to the best price currently available for the quantity selected. Other, and potentially better prices, may exist for different quantities. Please verify all order information shown.

Purchase of bonds is subject to availability. All bond orders are assumed "Fill or Kill".

To cancel or cancel and replace an order, use the [Orders](#) page.



[Build a Ladder Using Individual Bonds](#)

Related Links

Bond Funds

- [View Fidelity Taxable Funds](#)
- [View Fidelity Municipal Funds](#)
- [View Morningstar's 1/2 Highly Rated Fidelity Funds](#)
- [Search, Tools, and News](#)

Money Market Funds

- [View Fidelity Funds](#)

Individual Bonds

- [Fixed Income Research](#)
- [Search for Bonds](#)

FDIC Insured Products

- [View CDs](#)
- [Understanding Brokerage CDs](#)

Fixed Income Analysis

- [Portfolio Analysis](#): see the Fixed Income percentage of all of the holdings in your portfolio.



© 1998–2023 FMR LLC.
All rights reserved.

[Terms of Use](#) | [Privacy](#) | [Security](#) | [Site Map](#)

Bonds

Funds

CUSIP

Enter CUSIP number

Search

Saved Searches

Bond Ladder

Yields

Bonds (202,254)

New Issues (280)

CDs & Ladders (5,889)

Annuities

Funds

ETFs

Managed Accounts

The numerical percentage values represent the highest or median annualized yields for each category based on offerings that may be available. Visit [Products > Fixed Income, Bonds & CDs](#) to read more about the advantages and risks of [brokered CDs](#) and the different [bond types](#) listed.

View by: Highest Yield | Median Yield

Pop out the yield table

Understanding This Table	3mo	6mo	9mo	1yr	2yr	3yr	5yr	10yr	20yr	30yr+
CDs (New Issues)	4.30%	4.25%	4.25%	4.40%	4.50%	4.55%	4.60%	4.60%	--	--
BONDS										
U.S. Treasury	4.32%	4.38%	4.31%	4.46%	4.26%	4.28%	4.34%	4.47%	4.79%	4.71%
U.S. Treasury Zeros	3.96%	4.09%	4.13%	4.19%	4.28%	4.35%	4.43%	4.63%	4.93%	4.61%
Agency/GSE	4.38%	4.36%	4.33%	4.38%	4.63%	4.9%	5.1%	5.63%	6.00%	6.25%
Corporate (Aaa/AAA)	4.05%	4.20%	4.08%	4.23%	4.55%	4.29%	4.64%	4.83%	4.97%	5.32%
Corporate (Aa/AA)	4.28%	4.31%	4.33%	4.44%	4.44%	4.56%	4.69%	5.04%	5.49%	5.62%
Corporate (A/A)	4.56%	4.77%	4.49%	5.07%	4.83%	5.13%	5.55%	5.80%	6.02%	6.13%
Corporate (Baa/BBB)	4.78%	4.91%	4.88%	5.18%	5.70%	6.19%	6.41%	7.16%	6.56%	7.87%
Municipal (Aaa/AAA)	3.09%	3.28%	3.02%	3.00%	3.39%	3.70%	3.97%	4.07%	4.62%	4.12%
Municipal (Aa/AA)	3.82%	3.58%	3.53%	3.53%	3.99%	3.88%	4.36%	4.55%	4.80%	4.37%
Municipal (A/A)	3.56%	3.2%	3.55%	3.64%	3.51%	4.00%	3.87%	4.62%	4.72%	4.7%
Taxable Municipal*	5.00%	4.78%	4.56%	4.78%	4.94%	4.90%	5.07%	5.61%	5.50%	6.04%

[Download Data to Spreadsheet](#)

Select Action

OK



Trade	Description	Coupon	Maturity Date	Rating		Bid		Ask			Depth of Book	3rd Party Price	Attributes and Issuer Events	
				Moody's	S&P	Yield	Price Qty(min)	Price Qty(min)	Yield to Worst	Yield to Maturity				
<div>Buy</div> <div>Sell</div>	UNITED STATES TREAS SER AY-2026 4.625000% 02/28/2026 NTS NOTE	4.625	02/28/2026	AAA	--	4.310	100.312 30,000(400)	100.340 29,024(400)	4.282	4.282		100.274	CP D	<input type="checkbox"/> 1
<div>Buy</div> <div>Sell</div>	UNITED STATES TREAS SER B-2026 1.625000% 02/15/2026 NTS NOTE	1.625	02/15/2026	AAA	--	4.322	97.409 2,800(200)	97.449 2,800(200)	4.280	4.280		97.349	CP D	<input type="checkbox"/> 2
<div>Buy</div> <div>Sell</div>	UNITED STATES TREAS SER U-2026 0.375000% 01/31/2026 NTS NOTE	0.375	01/31/2026	AAA	--	4.296	96.386 30,000(400)	96.403 30,000(400)	4.278	4.278		96.306	CP D	<input type="checkbox"/> 3
<div>Buy</div> <div>Sell</div>	UNITED STATES TREAS SER AW-2026 4.250000% 01/31/2026 NTS NOTE	4.250	01/31/2026	AAA	--	4.294	99.957 30,000(400)	99.977 30,000(400)	4.273	4.273		99.916	CP D	<input type="checkbox"/> 4
<div>Buy</div> <div>Sell</div>	UNITED STATES TREAS SER AK-2026 4.000000% 02/15/2026 NTS NOTE	4.000	02/15/2026	AAA	--	4.304	99.708 8,000(200)	99.739 30,000(400)	4.271	4.271		99.680	CP D	<input type="checkbox"/> 5
<div>Buy</div> <div>Sell</div>	UNITED STATES TREAS SER V-2026 0.500000% 02/28/2026 NTS NOTE	0.500	02/28/2026	AAA	--	4.309	96.210 30,000(400)	96.248 2,800(200)	4.271	4.271		96.133	CP D	<input type="checkbox"/> 6
<div>Buy</div> <div>Sell</div>	UNITED STATES TREAS SER G-2026 2.625000% 01/31/2026 NTS NOTE	2.625	01/31/2026	AAA	--	4.290	98.464 30,000(400)	98.485 30,000(400)	4.268	4.268		98.412	CP D	<input type="checkbox"/> 7
<div>Buy</div> <div>Sell</div>	UNITED STATES TREAS SER H-2026 2.500000% 02/28/2026 NTS NOTE	2.500	02/28/2026	AAA	--	4.305	98.204 8,000(200)	98.244 8,000(200)	4.264	4.264		98.140	CP D	<input type="checkbox"/> 8
<div>Buy</div> <div>Sell</div>	UNITED STATES TREAS SER BM-2025 4.250000% 12/31/2025 NTS NOTE	4.250	12/31/2025	AAA	--	4.299	99.954 8,000(200)	99.985 30,000(400)	4.263	4.263		99.927	CP D	<input type="checkbox"/> 9
<div>Buy</div> <div>Sell</div>	UNITED STATES TREAS SER AH-2025 0.375000% 12/31/2025 NTS NOTE	0.375	12/31/2025	AAA	--	4.271	96.726 30,000(400)	96.741 8,000(200)	4.253	4.253		96.641	CP D	<input type="checkbox"/> 10
<div>Buy</div> <div>Sell</div>	UNITED STATES TREAS SER T-2025 2.625000% 12/31/2025 NTS NOTE	2.625	12/31/2025	AAA	--	4.289	98.599 2,800(200)	98.632 2,800(200)	4.250	4.250		98.555	CP D	<input type="checkbox"/> 11
<div>Buy</div> <div>Sell</div>	UNITED STATES TREAS SER AJ-2026 3.875000% 01/15/2026 NTS NOTE	3.875	01/15/2026	AAA	--	4.262	99.656 30,000(400)	99.683 8,000(200)	4.232	4.232		99.609	CP D	<input type="checkbox"/> 12
<div>Buy</div> <div>Sell</div>	UNITED STATES TREAS BILLS ZERO CPN 0.000000% 01/22/2026	0.000	01/22/2026	--	--	4.228	96.197 5,000(200)	96.210 5,000(200)	4.213	4.213		96.120	CP D	<input type="checkbox"/> 13
<div>Buy</div> <div>Sell</div>	UNITED STATES TREAS BDS 6.000000% 02/15/2026	6.000	02/15/2026	AAA	--	4.340	101.593 41,000(200)	102.005 30,000(400)	3.919	3.919		101.703	CP D	<input type="checkbox"/> 14

Account

Select an Account...



Cusip

UNITED STATES TREAS SER AY-2026 4.62500% 02/28/2026 NTS NOTE

91282CKB6

Ask Price

100.340000

Ask Yield

4.282000

Ask Quantity(min)

29024(400)

Third Party Price

100.309

▼ More Quotes - Depth of Book and Recent Trades

A comprehensive view of additional offerings and recent trading information — select a new price.

Bid Prices

Ask Prices

Selected Price

Bid Yield

Qty(min)

Bid Price (Sell)

Selected Price

Ask Price (Buy)

Qty(min)

Ask Yield



4.310

30000(400)

100.312



100.340

29024(400)

4.282



4.310

2800(200)

100.311



100.352

2800(200)

4.270



4.329

5000(1)

100.292



100.360

4933(1)

4.262



4.345

39000(450)

100.277



100.368

36000(450)

4.254



4.376

25000(5)

100.246



100.410

40000(5)

4.211

☒ Indicates best priceView complete [Depth of Book and Recent Trades](#)

Action

Buy



Quantity

Order Type

✓ Limit Price

Limit Yield

Limit Price

100.340

Time in Force

✓ Fill or Kill

Day

1 BOND EQUALS
\$1,000 FACE VALUE.

FILLS COMPLETELY OR CANCELS.

Preview Order

Bonds

Funds

CUSIP

Enter CUSIP number

Search

Saved Searches ▾

Bond Ladder

Yields

Bonds (202,254)

New Issues (280)

CDs & Ladders (5,889)

Annuities

Funds

ETFs

Managed Accounts

The numerical percentage values represent the highest or median annualized yields for each category based on offerings that may be available. Visit [Products > Fixed Income, Bonds & CDs](#) to read more about the advantages and risks of [brokered CDs](#) and the different [bond types](#) listed.

View by: Highest Yield | Median Yield

Pop out the yield table ↗

Understanding This Table	3mo	6mo	9mo	1yr	2yr	3yr	5yr	10yr	20yr	30yr+
CDs (New Issues)	4.30%	4.25%	4.25%	4.40%	4.50%	4.55%	4.60%	4.60%	--	--
BONDS										
U.S. Treasury	4.32%	4.38%	4.31%	4.46%	4.26%	4.28%	4.34%	4.47%	4.79%	4.71%
U.S. Treasury Zeros	3.96%	4.09%	4.13%	4.19%	4.28%	4.35%	4.43%	4.63%	4.93%	4.61%
Agency/GSE	4.38%	4.36%	4.33%	4.38%	4.63%	4.9%	5.1%	5.63%	6.00%	6.25%
Corporate (Aaa/AAA)	4.05%	4.20%	4.08%	4.23%	4.55%	4.29%	4.64%	4.83%	4.97%	5.32%
Corporate (Aa/AA)	4.28%	4.31%	4.33%	4.44%	4.44%	4.56%	4.69%	5.04%	5.49%	5.62%
Corporate (A/A)	4.56%	4.77%	4.49%	5.07%	4.83%	5.13%	5.55%	5.80%	6.02%	6.13%
Corporate (Baa/BBB)	4.78%	4.91%	4.88%	5.18%	5.70%	6.19%	6.41%	7.16%	6.56%	7.87%
Municipal (Aaa/AAA)	3.09%	3.28%	3.02%	3.00%	3.39%	3.70%	3.97%	4.07%	4.62%	4.12%
Municipal (Aa/AA)	3.82%	3.58%	3.53%	3.53%	3.99%	3.88%	4.36%	4.55%	4.80%	4.37%
Municipal (A/A)	3.56%	3.2%	3.55%	3.64%	3.51%	4.00%	3.87%	4.62%	4.72%	4.7%
Taxable Municipal*	5.00%	4.78%	4.56%	4.78%	4.94%	4.90%	5.07%	5.61%	5.50%	6.04%

How do bond ratings work?

Moody's and Standard & Poor's are independent credit rating services that analyze the financial health of bond issuers. The ratings they assign help investors assess how likely an issuer is to be able to make principal and interest payments to bondholders.

	Moody's	Standard & Poor's	
Highest quality	Aaa	AAA	Investment grade
High quality	Aa	AA	
Upper medium	A-1,A	A	
Medium	Baa-1, Baa	BBB	
Speculative	Ba	BB	Not investment grade
Highly speculative	B, Caa	B, CCC, CC	
Default	Ca, C	D	

Investors can view company filing information through the SEC's [EDGAR](#) company search.

Attributes Legend

IE: Issuer Event CP: Call Protection SFP: Sinking Fund Protection ER: Extraordinary Redemption
SO: Survivor's Option D: Depth of Book Available

YOUR KEY SEARCH CRITERIA [Edit](#) | [Save](#)

Search Name	CORP Aaa to Aaa AAA to AAA
Maturity Date	12/2026 to 03/2027
Moody's Rating	Aaa to Aaa
S&P Rating	AAA to AAA
Call Protection	All
Sinking Fund Protection	Yes
Sector	All

Total Bonds Found: 5

As of 02/17/2025 at 09:13 a.m.

[Download Data to Spreadsheet](#)

Select Action

Trade	Description	Coupon	Maturity Date	Next Call Date	Rating		Bid		Ask			Depth of Book	3rd Party Price / Recent Trades	Attributes and Issuer Events	
					Moody's	S&P	Yield	Price Qty(min)	Price Qty(min)	Yield to Worst/ Yield to Sink	Yield to Maturity				
<input type="button" value="Buy"/> <input type="button" value="Sell"/>	JOHNSON & JOHNSON NOTE CALL MAKE WHOLE2.95000% 03/03/2027	2.950	03/03/2027	12/03/2026	AAA	AAA	4.304	97.380 500(10)	97.465 500(2)	4.259 --	4.259		97.211 View	IE SFP D	<input type="checkbox"/> 1
<input type="button" value="Buy"/> <input type="button" value="Sell"/>	KREDITANSTALT FUR WIEDERAFBAU NOTE 4.37500% 03/01/2027	4.375	03/01/2027	--	AAA	AAA	4.378	99.992 450(1)	100.233 650(1)	4.254 --	4.254		99.925 --	CP SFP D	<input type="checkbox"/> 2
<input type="button" value="Buy"/> <input type="button" value="Sell"/>	MICROSOFT CORP NOTE CALL MAKE WHOLE3.30000% 02/06/2027	3.300	02/06/2027	11/06/2026	AAA	AAA	4.260	98.204 516(2)	98.310 98(2)	4.204 --	4.204		98.106 View	IE SFP D	<input type="checkbox"/> 3
<input type="button" value="Buy"/> <input type="button" value="Sell"/>	EUROPEAN INVT BK NOTE 4.37500% 03/19/2027	4.375	03/19/2027	--	AAA	AAA	4.591	99.572 880(50)	100.603 940(50)	4.069 --	4.069	--	99.920 --	CP SFP	<input type="checkbox"/> 4
<input type="button" value="Buy"/> <input type="button" value="Sell"/>	EUROPEAN INVT BK NOTE 1.37500% 03/15/2027	1.375	03/15/2027	--	AAA	AAA	4.475	93.921 1,000(50)	94.863 1,000(50)	3.978 --	3.978	--	93.565 --	CP SFP	<input type="checkbox"/> 5

Select Action

Bond and CD prices, yields, and availability are time sensitive and subject to change based upon market conditions and other factors.

Bonds and CDs with higher yields generally carry greater risk than lower yielding bonds.

The yields displayed are estimates based on the bid/ask prices quoted and do not reflect mark-ups (for buys) or mark-downs (for sells) charged by Fidelity Brokerage Services LLC. Prices and yields will be recalculated for your review prior to placement of an order.

Ratings, if provided, are opinions and not recommendations to purchase, hold or sell securities, and they do not address the market value of securities or their suitability for investment purposes. Ratings should not be relied on as investment advice. Please read important [disclaimer](#) information.

The information contained on this page is not intended to be a solicitation or offer of any securities for sale.

Trade

AS OF 02/17/2025 09:16:33 AM ET ↻

Account

Select an Account... ▾

Cusip

MICROSOFT CORP NOTE CALL MAKE WHOLE3.30000% 02/06/2027

594918BY9

Ask Price
98.310000**Ask Yield**
4.204000**Ask Quantity(min)**
98(2)**Third Party Price**
98.226> [More Quotes - Depth of Book and Recent Trades](#)

Action

Buy ▾

Quantity

1 BOND EQUALS
\$1,000 FACE VALUE.

Order Type

✓ Limit Price

Limit Yield

Limit Price

98.310

Time in Force

✓ Fill or Kill

Day

FILLS COMPLETELY OR CANCELS.

[Preview Order](#)

Review all [material information](#) for this transaction. By clicking Preview Order, a material information report will be sent to the Communications Center. Material information is also available by clicking [Bond Details](#).

[Important Disclosure Information](#)

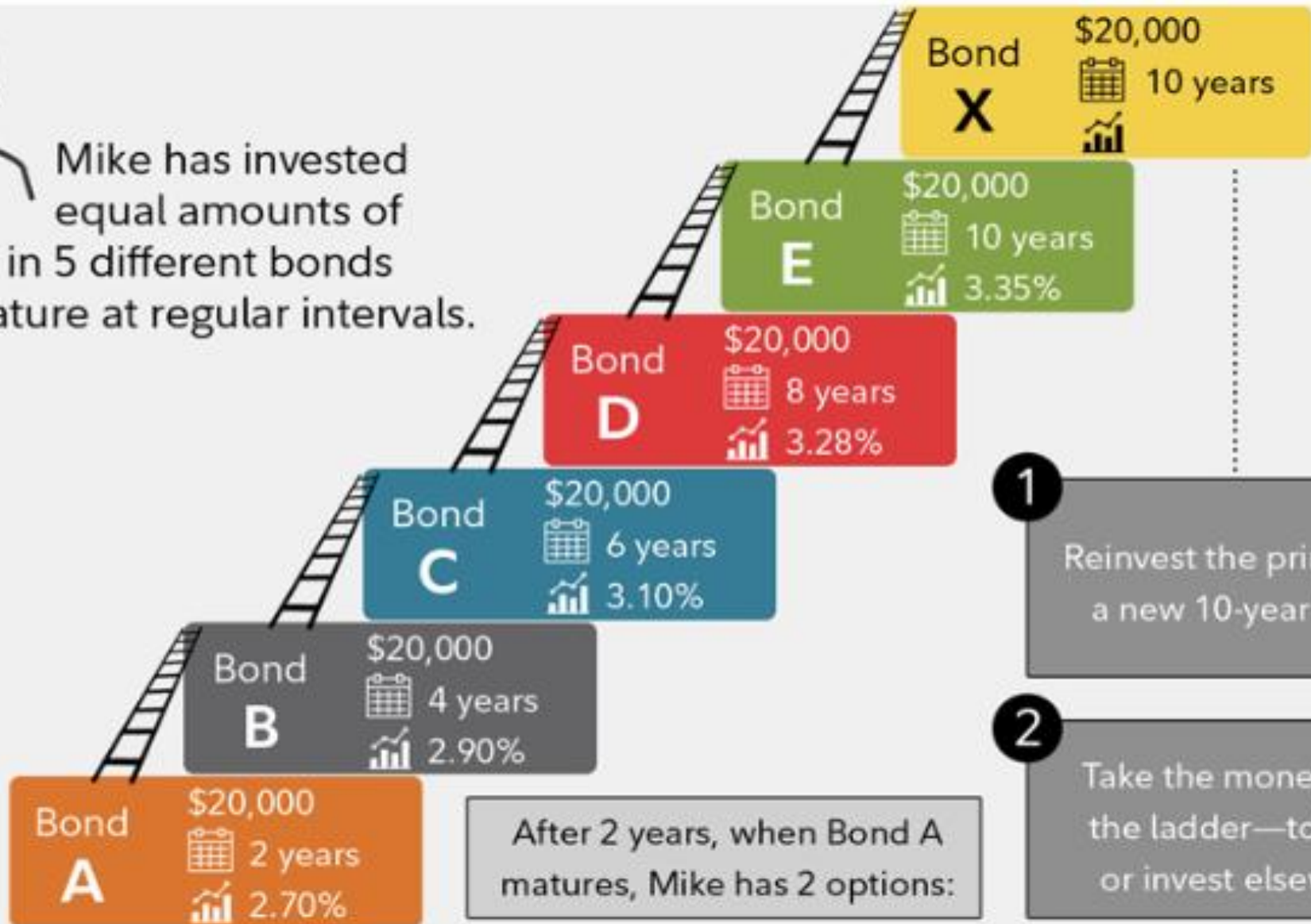
Copyright 1998-2025 FMR LLC. All rights reserved.

[Terms of Use](#) | [Privacy Policy](#) | [Security](#) | [Site Map](#) | [Accessibility](#) | [Contact Us](#)

This is for persons in the U.S. only.



Mike has invested equal amounts of money in 5 different bonds that mature at regular intervals.



Fixed Income, Bonds & CDs

[Find Bonds & CDs](#) | [Research & Markets](#) | [Bond Tools](#) | [Service & Solutions](#) | [Understanding Bonds](#)

[View Bid Requests](#)

Presidents Day Holiday: US bond markets will be closed on Monday, February 17 in observance of Presidents Day. Orders for [new issue](#) bonds and CDs can still be placed.

Choose from 100,000 new issue and secondary market bonds and CDs, and over 150,000 total offerings quotations when including our depth of book. Only \$1 per bond mark-up/mark-down for secondary bond trading, \$0 for US Treasuries online.

Search Bonds or Funds

By CUSIP or Type (for bond name)

Search by CUSIP

Bonds

Funds

CUSIP

Enter CUSIP number

Search

[Saved Searches](#)

[Bond Ladder](#)

Yields

Bonds (202,255)

[New Issues](#) (281)

[CDs & Ladders](#) (5,870)

[Annuities](#)

[Funds](#)

[ETFs](#)

[Managed Accounts](#)

Select criteria to see search results. Results shown are limited to 3,000.

AS OF 9:20 AM EDT 02/17/2025

U.S. Treasury
(2,453)

[CDs](#)
(5,870)

[Agency/GSE](#)
(1,296)

[Municipal](#)
(145,253)

[Corporate](#)
(47,383)

[All Offerings](#)
(202,255)

Secondary | [Auction](#) | [TIPS \(Secondary\)](#) | [TIPS \(Auction\)](#)

Approximately **609** Matching CUSIPs

Key Search Criteria [Help](#) | [Glossary](#)

Maturity Date

02/2025



to

mm/yyyy



Type

All



Ask Yield to Worst

☒ All

3.019



4.929

[+ Show more criteria](#)

[Save Search](#) | [Clear All](#)


See 609 CUSIPs

Contact Us

800-544-5372

[Fixed Income Service Messages](#)

Learning



Videos & Articles

[Using the Bond Ladder Tool](#)
[APY: What does it mean?](#)
[More Fixed Income Topics](#)

Tools

[Fixed Income Dashboard](#)
[Price/Yield Calculator](#)
[Tax-Equivalent Yield](#)
[Bond Ladder Tool](#)
[Fixed Income Alerts](#)

Strategies

[Bond Investing Strategies](#)
[Retirement Income Strategies](#)



Learn More

- [Fixed Income, Bonds and CDs](#)
- [E-mail and text alerts](#)

[Fixed Income & Bonds Overview](#)

WHAT WE OFFER

[Individual Bonds](#)[Bond Funds](#)[Bond ETFs](#)[CDs](#)[Fractional CDs](#)[CD Ladders](#)[Money Market Funds](#)[Fixed Annuities](#)[Separately Managed Accounts](#)[Structured Products](#)[Other Income-Generating Products](#)

PRODUCT RESOURCES

[Compare Income Products](#)[Fixed Income Tools & Services](#)[Why Buy Bonds & CDs at Fidelity](#)

Bond Ladder Tool

The Fidelity Bond Ladder Tool can help you build a portfolio of bonds that mature at staggered intervals. These intervals are the "rungs" of the ladder, which are designed to help create a consistent stream of income over time.

[Build a Bond Ladder](#)

Questions?

800-544-5372

[Chat with a representative](#)

Key Features

Simplified interactions

Intuitive design allows you to build your ladder on one page that includes educational content to make it easier to understand your options.

Summary calculations

View estimated income and principal in chart format for your ladder before you purchase it.

Generate dependable income¹

Depending on the bonds in your ladder, income payments can be scheduled monthly, quarterly, or semiannually.

Provide ongoing liquidity

If you structure your ladder to have bonds expire at regular intervals, cash can be available on a consistent, scheduled basis (assuming no default by the issuer of the bond).

Reduce reinvestment risk

If interest rates rise, you may benefit from purchasing higher-yield bonds with the income from the bonds already in your ladder. If rates fall, bonds with future maturity dates would continue to be locked into the initial higher yields (assuming they are not callable).²



Ladders

Ladders provide an easy way to invest in multiple bonds and/or CDs at a time. Build a portfolio of bonds and/or CDs that mature at staggered intervals to help mitigate interest rate risk. For more information and methodology about bond or CD ladders, see the “Learn more” section at the bottom of this page.

As of 02/17/2025 9:35 AM ET

Fidelity Accounts

Select...



CD Ladders (0)

1-Year CD Ladder

2-Year CD Ladder

5-Year CD Ladder

[Important Information about FDIC Insurance Coverage for Brokered CDs](#)

Bond Ladders (0)

BOND LADDER

Bond Ladder

You set the maturity intervals

Bond Ladder



Ladder details



Adjust settings



Choose bonds



Review cart

First, name your bond ladder.

Name *

David Wozniak

Choose an account to build a bond ladder.

You need to have a funded brokerage account or IRA in order to build a ladder.

Account *

Select account

How would you like to build your bond ladder?

Choose your own bond positions or have Fidelity make the selections for you

Select one *



I will build my own bond ladder



I'd like Fidelity to build a ladder for me **Coming soon!**

How much would you like to invest?

Determine the total amount of money you would like to invest in your ladder.

Amount *

\$5,000 per rung minimum for tax-exempt ladders. \$1,000 per rung minimum for all other products

\$ 100000

Continue

[← Back to ladders](#)

Bond Ladder



What's your time horizon? ⓘ

Choose when the first principal payment and final principal payment will be made.

From * To *

Month Year Month Year

From * To *

March 2026 March 2031

How often do you want your bonds to mature? ⓘ

Frequency *

Select Annual

What types of bonds do you want to include? ⓘ

Choose from either tax-exempt or taxable bond types.

Bond types *

TAXABLE

- ☐ New Issue CDs
- ☐ Agency/GSE Bonds
- ☒ Corporate Bonds
- ☐ New Issue Corporate Notes
- ☐ Taxable Municipal Bonds
- ☐ Treasury Bonds (Including TIPS)

or TAX-EXEMPT

☐ Tax-exempt Municipal Bonds

Choose a minimum credit rating. ⓘ

Determine the lowest Moody's and S&P credit rating you would like to consider.

Credit ratings *

BAA1/BBB+ and above

Would you like to include or exclude zero coupon bonds? ⓘ

Zero coupon bonds are purchased at a discount and receives one payment at maturity that usually includes interest.

Select one *

☐ Include ☒ Exclude

Would you like to include or exclude callable bonds/CDs? ⓘ

Callable bonds can be redeemed by the issuer prior to their maturity date.

Select one *

☐ Include ☒ Exclude

How do bond ratings work?

Moody's and Standard & Poor's are independent credit rating services that analyze the financial health of bond issuers. The ratings they assign help investors assess how likely an issuer is to be able to make principal and interest payments to bondholders.

	Moody's	Standard & Poor's	
Highest quality	Aaa	AAA	Investment grade
High quality	Aa	AA	
Upper medium	A-1,A	A	
Medium	Baa-1, Baa	BBB	
Speculative	Ba	BB	Not investment grade
Highly speculative	B, Caa	B, CCC, CC	
Default	Ca, C	D	

[← Back to ladders](#)

Bond Ladder



Your selections

[Expand all](#)

- > **Account**
Z23841077
- > **Investment amount**
\$100,000.00
- > **Time horizon**
March 2026 - March 2031
- > **Maturity frequency**
Annual
- > **Bond types (1)**
Taxable Bonds
- > **Minimum credit rating**
BAA1/BBB+ and above
- > **Zero coupon bonds**
Exclude
- > **Callable bonds**
Exclude

Apply

Your Investment ⓘ

\$0.00 of \$100,000.00 spent

▼ Rung 1

Choose Bond(s)

Description	CUSIP	Qty	Price	Yield	Product	Coupon	Maturity	Rating (Moody's/S&P)	Attributes	Estimated Cost	Actions
--	--	--	--	--	--	--	--	--	--	--	--

▼ Rung 2

Choose Bond(s)

Description	CUSIP	Qty	Price	Yield	Product	Coupon	Maturity	Rating (Moody's/S&P)	Attributes	Estimated Cost	Actions
--	--	--	--	--	--	--	--	--	--	--	--

▼ Rung 3

Choose Bond(s)

Description	CUSIP	Qty	Price	Yield	Product	Coupon	Maturity	Rating (Moody's/S&P)	Attributes	Estimated Cost	Actions
--	--	--	--	--	--	--	--	--	--	--	--

▼ Rung 4

Choose Bond(s)

Description	CUSIP	Qty	Price	Yield	Product	Coupon	Maturity	Rating (Moody's/S&P)	Attributes	Estimated Cost	Actions
--	--	--	--	--	--	--	--	--	--	--	--

▼ Rung 5

Choose Bond(s)

[← Back to ladders](#)

Bond Ladder



Your selections

[Expand all](#)

- > **Account**
Z23841077
- > **Investment amount**
\$100,000.00
- > **Time horizon**
March 2026 - March 2031
- > **Maturity frequency**
Annual
- > **Bond types (1)**
Taxable Bonds
- > **Minimum credit rating**
BAA1/BBB+ and above
- > **Zero coupon bonds**
Exclude
- > **Callable bonds**
Exclude

Apply

Your Investment ⓘ

\$0.00 of \$100,000.00 spent

For Rung 1, please select from the available options below.



Click the radio button next to the bond or CD you wish to add to your ladder.

Click "See More" at the bottom of the grid to see additional options (if available).

Tip: Staggering maturities equally across your ladder can help counter fluctuations in interest rates.

As of 02/17/2025 9:57 AM ET

Select	CUSIP	Quantity	Price	Yield	Description	Product	Coupon	Maturity ▲	Rating (Moody's/S&P)	Attributes	Estimated Cost
<input type="radio"/>	666807BW1	15	103.55	4.325%	NORTHROP GRUMMAN CORP SER B NOTE	CORPORATE_NOTE	7.875%	Mar-1-2026	BAA1 / BBB+	SFP CP	\$16,099.80
<input type="radio"/>	666807AQ5	15	103.6	4.279%	NORTHROP GRUMMAN CORP BOND	CORPORATE_BOND	7.875%	Mar-1-2026	BAA1 / BBB+	SFP CP	\$16,106.85
<input type="radio"/>	06051GFU8	16	99.85	4.592%	BANK AMERICA CORP MTN	CORPORATE_MED_TERM_NOTE	4.45%	Mar-3-2026	A3 / BBB+	SFP CP	\$16,321.11
<input checked="" type="radio"/>	24422EWT2	15	100.76	4.294%	JOHN DEERE CAPITAL CORPORATION MTN	CORPORATE_MED_TERM_NOTE	5.05%	Mar-3-2026	A1 / A	SFP CP	\$15,478.29
<input type="radio"/>	24422EXK0	15	100.78	4.18%	JOHN DEERE CAPITAL CORPORATION SER I	CORPORATE_MED_TERM_NOTE	4.95%	Mar-6-2026	A1 / A	SFP CP	\$15,468.34
<input type="radio"/>	69371RS49	15	100.22	4.234%	PACCAR FINANCIAL CORP SER Q MTN	CORPORATE_MED_TERM_NOTE	4.45%	Mar-30-2026	A1 / A+	SFP CP	\$15,307.08

Offering: 6

Total Cost: \$15,478.29

Cancel

Add Bond

Choose Bond(s)

Actions

Choose Bond(s)

Actions

Choose Bond(s)

Actions

Choose Bond(s)

Actions

Choose Bond(s)

▼ Rung 5

[← Back to ladders](#)

Bond Ladder



Your selections

- > Account
Z23841077
- > Investment amount
\$100,000.00
- > Time horizon
March 2026 - March 2031
- > Maturity frequency
Annual
- > Bond types (1)
Taxable Bonds
- > Minimum credit rating
BAA1/BBB+ and above
- > Zero coupon bonds
Exclude
- > Callable bonds
Exclude

Apply

For Rung 2, please select from the available options below.

Click the radio button next to the bond or CD you wish to add to your ladder.

Click "See More" at the bottom of the grid to see additional options (if available).

Tip: Staggering maturities equally across your ladder can help counter fluctuations in interest rates.

As of 02/17/2025 9:57 AM ET

<input type="radio"/>	24422EXM6	15	100.92	4.372%	JOHN DEERE CAPITAL CORPORATION MTN	CORPORATE_MED_TERM_NOTE	4.85%	Mar-5-2027	A1 / A	SFP CP	\$15,485.17
<input type="radio"/>	24422EWD7	16	95.94	4.433%	JOHN DEERE CAPITAL CORPORATION SER H	CORPORATE_MED_TERM_NOTE	2.35%	Mar-8-2027	A1 / A	SFP CP	\$15,536.00
<input type="radio"/>	24422EVF3	16	94.63	4.511%	JOHN DEERE CAPITAL CORPORATION SER G	CORPORATE_MED_TERM_NOTE	1.75%	Mar-9-2027	A1 / A	SFP CP	\$15,281.24
<input type="radio"/>	36966TBR2	15	100.4	4.791%	GE AEROSPACE MTN	CORPORATE_MED_TERM_NOTE	5%	Mar-15-2027	A3 / BBB+	SFP CP	\$15,396.43
<input type="radio"/>	89236TLY9	15	100.98	4.498%	TOYOTA MTR CR CORP SER B MTN	CORPORATE_MED_TERM_NOTE	5%	Mar-19-2027	A1 / A+	SFP CP	\$15,475.40
<input checked="" type="radio"/>	166756AQ9	14	107.45	4.28%	CHEVRON USA INC SER B NOTE	CORPORATE_NOTE	8%	Apr-1-2027	AA2 / AA-	SFP CP	\$15,486.75
<input type="radio"/>	36966TBU5	15	100.97	4.566%	GE AEROSPACE MTN	CORPORATE_MED_TERM_NOTE	5.05%	Apr-15-2027	A3 / BBB+	SFP CP	\$15,422.77
<input type="radio"/>	61761JZN2	16	98.56	4.647%	MORGAN STANLEY 3.95000% 04/23/2027	CORPORATE_MED_TERM_NOTE	3.95%	Apr-23-2027	BAA1 / BBB+	SFP CP	\$15,990.04
<input type="radio"/>	059438AK7	14	107.09	4.564%	JPMORGAN CHASE & CO BOND	CORPORATE_BOND	8%	Apr-29-2027	A3 / A-	SFP CP	\$15,349.52
<input type="radio"/>	126408BM4	14	107.56	4.309%	CSX CORP BOND	CORPORATE_BOND	7.95%	May-1-2027	A3 / BBB+	SFP CP	\$15,406.86

Offering: 17

Total Cost: \$15,486.75

Cancel

Add Bond

Rung 1											Choose Bond(s)
Description	CUSIP	Qty	Price	Yield	Product	Coupon	Maturity	Rating (Moody's/S&P)	Attributes	Estimated Cost	Actions
JOHN DEERE CAPITAL CORPORATION MTN	24422EWT2	15	100.76	4.294%	CORPORATE_MED_T ERM_NOTE	5.05%	Mar-3-2026	A1 / A	SFP CP	\$15,478.29	
Rung 2											Choose Bond(s)
Description	CUSIP	Qty	Price	Yield	Product	Coupon	Maturity	Rating (Moody's/S&P)	Attributes	Estimated Cost	Actions
CHEVRON USA INC SER B NOTE	166756AQ9	14	107.45	4.28%	CORPORATE_NOTE	8%	Apr-1-2027	AA2 / AA-	SFP CP	\$15,486.75	
Rung 3											Choose Bond(s)
Description	CUSIP	Qty	Price	Yield	Product	Coupon	Maturity	Rating (Moody's/S&P)	Attributes	Estimated Cost	Actions
BANK AMERICA CORP BOND	338915AH4	15	106.22	4.563%	CORPORATE_BOND	6.875%	Jan-15-2028	A3 / BBB+	SFP CP	\$16,046.30	
Rung 4											Choose Bond(s)
Description	CUSIP	Qty	Price	Yield	Product	Coupon	Maturity	Rating (Moody's/S&P)	Attributes	Estimated Cost	Actions
GE AEROSPACE MTN	36966TBG6	15	101.09	4.745%	CORPORATE_MED_T ERM_NOTE	5.05%	Feb-15-2029	A3 / BBB+	SFP CP	\$15,187.97	
Rung 5											Choose Bond(s)
Description	CUSIP	Qty	Price	Yield	Product	Coupon	Maturity	Rating (Moody's/S&P)	Attributes	Estimated Cost	Actions
GOLDMAN SACHS GROUP INC SER N MTN	38151FE66	15	101.1	4.6%	CORPORATE_MED_T ERM_NOTE	4.85%	Feb-11-2030	A2 / BBB+	SFP CP	\$15,196.17	
Rung 6											Choose Bond(s)
Description	CUSIP	Qty	Price	Yield	Product	Coupon	Maturity	Rating (Moody's/S&P)	Attributes	Estimated Cost	Actions
STATE STR CORP NOTE	857477BP7	16	85.99	4.907%	CORPORATE_NOTE	2.2%	Mar-3-2031	A2 / A-	SFP CP	\$13,937.51	

Market Value	\$91,332.99	Total par value	90,000.00	Average yield to worst	4.528%
Accrued Interest	\$1,062.92	Average coupon rate	5.271%	Average price	\$100.26
Principal gain/loss	-\$270.07	Next 12 months interest	\$4,003.26	Average maturity (years)	3.55

[What do these numbers mean?](#)

Search Bonds or Funds

By CUSIP or Type (for bond name)

Search by CUSIP

Bonds

Funds

CUSIP

Enter CUSIP number

Search

Saved Searches

Bond Ladder

Bid Requests

Yields

Bonds (148,517)

New Issues (309)

CDs & Ladders (3,436)

Annuities

Funds

ETFs

Managed Accounts

Select criteria to see search results. Results shown are limited to 3,000.

AS OF 6:46 PM EDT 12/04/2023

U.S. Treasury
(1,656)CDs
(3,436)Agency/GSE
(1,032)Municipal
(110,560)Corporate
(31,833)All Offerings
(148,517)

Secondary | Auction | TIPS (Secondary) | TIPS (Auction)

Approximately **580** Matching CUSIPs

Attention: After market close (After hours, weekends, holidays), the matching results shown are for modeling purposes only, cannot be traded, and no longer reflect actual inventory.

Key Search Criteria [Help](#) | [Glossary](#)

Maturity Date

12/2023



to

mm/yyyy



Type

All



Ask Yield to Worst



All

0.381



5.357

[+ Show more criteria](#)[Save Search](#) | [Clear All](#)[See 580 CUSIPs](#)

New Issue Bonds

[New Issue CDs](#)[Fractional CDs](#)[Treasury Auctions](#)[Treasury Auction Schedule](#)[New Issue Municipal Bonds](#)[New Issue E-mail Alerts](#)Diversified Fixed Income
Solutions[Professional Management](#)[Fidelity Bond Funds](#)[Fidelity Bond ETFs](#)[Fidelity Money Markets](#)

- [Participating in New Issue Offerings](#)
- [Learn about and sign up for fixed income alerts](#)

Search Bonds or Funds

Bonds

Funds

By CUSIP or Type (for bond name)

CUSIP

Search by CUSIP

Enter CUSIP number

Search

Saved Searches

Bond Ladder

Bid Requests

Yields

Bonds (148,517)

New Issues (309)

CDs & Ladders (3,436)

Annuities

Funds

ETFs

Managed Accounts

Select criteria to see search results. Results shown are limited to 3,000.

AS OF 6:46 PM EDT 12/04/2023

U.S. Treasury (1,656)

CDs (3,436)

Agency/GSE (1,032)

Municipal (110,560)

Corporate (31,833)

All Offerings (148,517)

Investment Grade (Secondary) | High Yield (Secondary) | Corporate Notes(New Issue)

Approximately **3908** Matching CUSIPs ?

⚠ Attention:After market close (After hours, weekends, holidays), the matching results shown are for modeling purposes only, cannot be traded, and no longer reflect actual inventory.

Key Search Criteria

Help | Glossary

Maturity Date

12/2023

to

12/2030

Ask Yield to Worst

✓ All

-8.869

8.406

Ratings

Moody's

Baa1

to

Aaa

Show Basic

S&P

BBB-

to

AAA

☒ Show bonds matching either ratings range

✚ Show more criteria

Save Search | Clear All

See 3908 CUSIPs

New Issue Bonds

[New Issue CDs](#)

[Fractional CDs](#)

[Treasury Auctions](#)

[Treasury Auction Schedule](#)



[New Issue Municipal Bonds](#)

[New Issue E-mail Alerts](#)

Diversified Fixed Income Solutions

[Professional Management](#)

[Fidelity Bond Funds](#)

[Fidelity Bond ETFs](#)

[Fidelity Money Markets](#)

▪ [Participating in New Issue Offerings](#)

▪ [Learn about and sign up for fixed income alerts](#)

Trade	Description	Coupon	Maturity Date ▲	Next Call Date	Rating		Bid		Ask			Depth of Book ?	3rd Party Price / Recent Trades	Attributes and Issuer Events	
					Moody's	S&P	Yield	Price Qty(min)	Price Qty(min)	Yield to Worst/ Yield to Sink	Yield to Maturity				
Buy Sell	CATERPILLAR FINL SVCS MTNS BE SER I 3.65000% 12/07/2023 CALL MAKE WHOLE	3.650	12/07/2023	View	A2	A	202.349	99.441 16(1)	100.000 13(5)	3.585 --	3.585		99.984 View	IE SFP D	<input type="checkbox"/> 1
Buy Sell	BAKER HUGHES HLDGS LLC / BAKER NOTE 1.23100% 12/15/2023 CALL MAKE WHOLE	1.231	12/15/2023	View	A3	A-	7.080	99.853 500(500)	99.923 500(2)	4.289 --	4.289		99.863 View	IE SFP D	<input type="checkbox"/> 2
Buy Sell	ECOLAB INC NOTE 0.90000% 12/15/2023	0.900	12/15/2023	View	A3	A-	7.081	99.845 1,000(500)	99.991 500(2)	1.255 --	1.255		99.853 View	IE SFP D	<input type="checkbox"/> 3
Buy Sell	GENERAL ELECTRIC CO MTN 4.00000% 12/15/2023	4.000	12/15/2023	--	BAA1	BBB+	8.843	99.875 100(1)	99.974 7(1)	4.947 --	4.947		99.664 View	IE CP SFP D SO	<input type="checkbox"/> 4
Buy Sell	HCA INC. BOND 7.50000% 12/15/2023	7.500	12/15/2023	--	BAA3	BBB-	7.358	99.997 98(1)	100.150 54(1)	1.446 --	1.446		100.028 View	IE CP SFP D	<input type="checkbox"/> 5
Buy Sell	KEURIG DR PEPPER INCNOTE 3.13000% 12/15/2023	3.130	12/15/2023	View	BAA1	BBB	12.098	99.772 140(2)	99.948 500(2)	5.136 --	5.136		99.909 View	IE SFP D	<input type="checkbox"/> 6
Buy Sell	MICROSOFT CORP NOTE 3.62500% 12/15/2023 ISIN #US594918AW47 SEDOL #BH4P0K9	3.625	12/15/2023	View	AAA	AAA	6.202	99.933 500(500)	99.989 500(2)	3.997 --	3.997		99.950 View	IE SFP D	<input type="checkbox"/> 7
Buy Sell	RTX CORPORATION SER C NOTE 3.70000% 12/15/2023	3.700	12/15/2023	View	BAA1	BBB+	16.979	99.662 250(2)	100.004 20(2)	3.479 --	3.479		99.940 View	IE SFP D	<input type="checkbox"/> 8
Buy Sell	NATWEST GROUP PLC NOTE 6.00000% 12/19/2023 ISIN #US780097AZ42 SEDOL #BHB92X1	6.000	12/19/2023	View	BAA1	BBB-	6.108	99.990 100(2)	100.153 500(2)	1.713 --	1.713		99.940 View	IE SFP D	<input type="checkbox"/> 9
Buy Sell	GOLDMAN SACHS GROUP INC SER N MTN 4.00000% 01/08/2024	4.000	01/08/2024	View	A2	BBB+	9.436	99.507 500(10)	99.897 30(10)	5.079 --	5.079		99.656 View	IE SFP D	<input type="checkbox"/> 10
Buy Sell	TOYOTA MTR CR CORP SER B MTN 3.35000% 01/08/2024 CALL MAKE WHOLE	3.350	01/08/2024	View	A1	A+	5.814	99.775 1,000(500)	99.904 625(10)	4.374 --	4.374		99.764 View	IE SFP D	<input type="checkbox"/> 11
Buy Sell	CATERPILLAR FINL SVCS MTNS BE SER J 0.95000% 01/10/2024 CALL MAKE WHOLE	0.950	01/10/2024	View	A2	A	5.963	99.527 1,000(1)	99.653 500(15)	4.622 --	4.622		99.521 View	IE SFP D	<input type="checkbox"/> 12
Buy Sell	JOHN DEERE CAPITAL CORPORATION SER G 3.45000% 01/10/2024 MTN	3.450	01/10/2024	--	A2	A	5.796	99.772 175(10)	99.952 988(1)	3.905 --	3.905		99.748 View	IE CP SFP D	<input type="checkbox"/> 13
Buy Sell	JOHN DEERE CAPITAL CORPORATION SER H 0.90000% 01/10/2024 MTN	0.900	01/10/2024	--	A2	A	6.213	99.499 175(10)	99.614 507(1)	4.988 --	4.988		99.527 View	IE CP SFP D	<input type="checkbox"/> 14

Search Bonds or Funds

By CUSIP or Type (for bond name)

Search by CUSIP

Bonds

Funds

CUSIP

Enter CUSIP number

Search

Saved Searches ▼

Bond Ladder

Bid Requests

Yields

Bonds (141,943)

New Issues (396)

CDs & Ladders (4,873)

Annuities

Funds

ETFs

Managed Accounts

Bond types and ratings are listed in the left column, maturities across the top. The numerical values represent the high or median yield for each category based on offerings that may be available. Select a value to see bond search results and review the yields offered in the context of the structure and risks of specific offerings. Visit [Investment Products > Fixed Income](#) to read more about the advantages and risks of [brokered CDs](#) and the different [bond types](#) listed.

Inverted Yield Curve

View by: Highest Yield | Median Yield

Pop out the yield table [↗](#)

Understanding This Table	3mo	6mo	9mo	1yr	2yr	3yr	5yr	10yr	20yr	30yr+
CDs (New Issues)	5.50%	5.45%	5.55%	5.65%	5.55%	5.35%	5.55%	5.45%	--	--
BONDS										
U.S. Treasury	5.45%	5.49%	5.44%	5.44%	5.06%	4.76%	4.51%	4.34%	4.63%	4.43%
U.S. Treasury Zeros	--	5.26%	5.34%	5.37%	4.94%	4.70%	4.46%	4.47%	4.79%	4.22%
Agency/GSE	5.45%	5.53%	5.55%	5.53%	5.75%	5.75%	5.86%	6.30%	6.12%	5.14%
Corporate (Aaa/AAA)	4.85%	--	--	--	5.11%	4.95%	4.72%	5.47%	--	4.98%
Corporate (Aa/AA)	5.38%	5.94%	5.50%	5.61%	5.34%	5.32%	4.99%	5.30%	5.55%	5.23%
Corporate (A/A)	5.69%	6.15%	5.89%	6.21%	6.47%	6.00%	6.37%	6.19%	6.15%	6.48%
Corporate (Baa/BBB)	5.96%	6.29%	6.37%	6.75%	7.08%	7.67%	8.69%	7.63%	7.80%	7.22%
Municipal (Aaa/AAA)	3.93%	3.84%	4.04%	3.80%	4.14%	4.10%	4.10%	4.52%	4.48%	--
Municipal (Aa/AA)	4.33%	4.02%	4.06%	4.09%	4.11%	4.31%	4.45%	4.77%	5.10%	4.50%
Municipal (A/A)	3.94%	4.10%	4.12%	4.11%	4.16%	4.22%	4.46%	4.81%	4.84%	5.11%
Taxable Municipal*	0.12%	5.42%	5.73%	5.85%	5.69%	5.62%	5.45%	5.44%	5.15%	5.56%

Fixed Income, Bonds & CDs

[Find Bonds & CDs](#) | [Research & Markets](#) | [Bond Tools](#) | [Service & Solutions](#) | [Understanding Bonds](#)

Analyze your existing bond, CD and bond fund holdings with Fidelity's [Fixed Income Analysis Tool](#).

To learn more about this tool [click here](#).

Choose from 100,000 new issue and secondary market bonds and CDs, and over 150,000 total offerings quotations when including our depth of book. Only \$1 per bond mark-up/mark-down for secondary bond trading, \$0 for US Treasuries online.

Search Bonds or Funds

Bonds

Funds

By CUSIP or Type (for bond name)

CUSIP

Search by CUSIP

Enter CUSIP number

Search

[Saved Searches](#)

[Bond Ladder](#)



[Yields](#)

[Bonds](#) (202,255)

[New Issues](#) (281)

[CDs & Ladders](#) (5,870)

[Annuities](#)

[Funds](#)

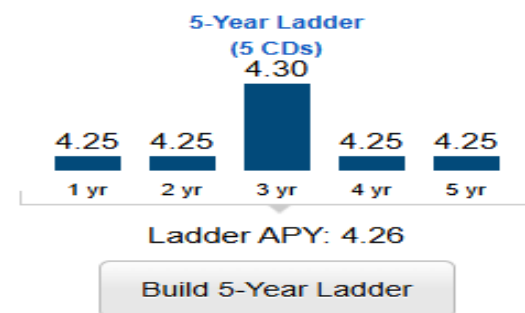

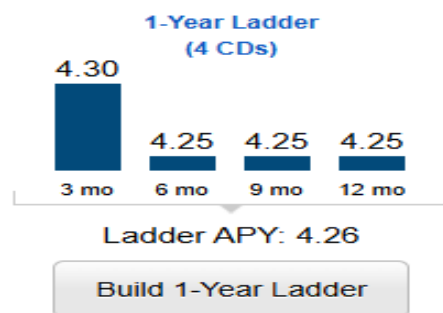
[ETFs](#)

[Managed Accounts](#)

CD Ladders

Model CD Ladders provide an easy way to invest in multiple Certificates of Deposit (CDs) at a time, blending longer-term CDs with shorter-term CDs. By selecting one of the three models shown below you can easily filter our new issue CD inventory using a set of objective screening criteria to model your own CD Ladder.

[Learn more](#) about how Model CD Ladders work and the screening methodology deployed.



RATES AS OF 10:20 AM ET 02/17/2025

New issue CDs by top rates:

All CDs	3mo	6mo	9mo	1yr	18mo	2yr	3yr	4yr	5yr	10yr	20yr
	4.30	4.25	4.25	4.40	4.45	4.50	4.55	4.50	4.60	4.60	--

[New Issue CDs](#)

[Secondary CDs](#)

[Research](#) » [Fixed Income](#) » [CDs & Ladders](#) » [Choose an Account](#)

First, choose an account to model a CD Ladder

You need to have a funded brokerage account in order to build a CD Ladder. Would you like to [open an account?](#)

[CD Ladder Methodology](#)

Account

☐ 401K Retirement☐ IRA

Note: Only brokerage accounts and IRAs are eligible for CD Ladder purchases.

[Cancel](#)[Continue](#)

How much would you like to invest?

Tell us the total amount you would like to invest in your ladder.

[CD Ladder Methodology](#)

Account

|

[Choose another account](#)

Amount

\$

\$4,000 minimum with \$4,000 increments (i.e. \$8,000, \$12,000, \$16,000). | [Learn more](#)

[Important Information About FDIC Insurance Coverage](#)

Cancel

Continue

Do you want maturing positions to be deposited or re-invested?

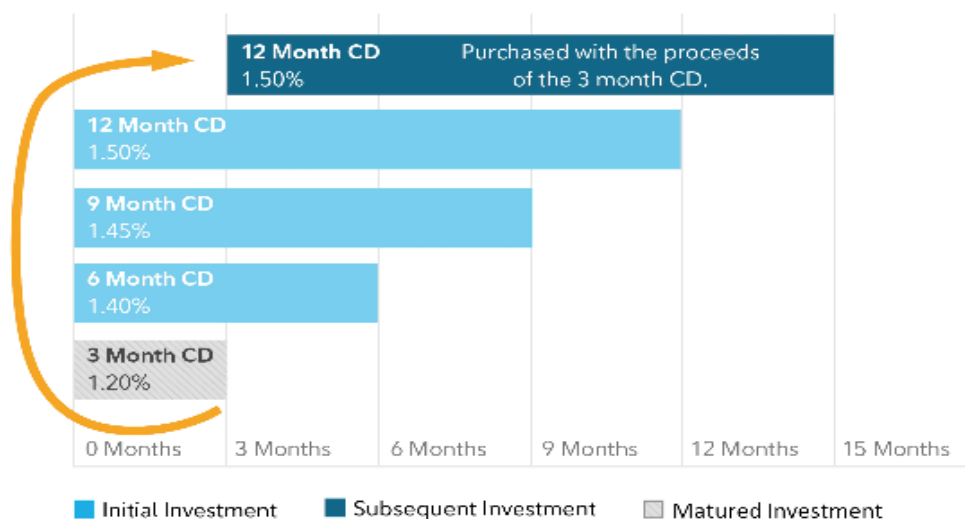
Upon maturity, I would like my CD ladder to:

[CD Ladder Methodology](#)

- ☐ **Return maturing principal to my core account**
Each CD will return its final coupon and principal into your core cash account when it matures.
- ☒ **Re-invest maturing principal automatically via Auto Roll**
As individual CD rungs mature, the principal amount will be used to purchase the same quantity of new issue CDs (subject to availability) with the longest maturity date for the model CD ladder chosen.

[Learn more about the Fidelity Auto Roll Service.](#)

Example: Automatically re-invest funds from maturing CDs into new CDs



Source: Fidelity Investments. For illustrative purpose only. Yields for each CD are hypothetical and may not reflect actual results.

Cancel

Back

Continue

Do you want to review the Auto Roll Agreement?

Upon maturity, you can choose to:

☐ Return

Each CD will mature when it reaches its maturity date.

☒ Re-invest

As individual CDs mature, the principal will be automatically reinvested into new issue CDs with the longest maturity date for the Model CD Ladder chosen.

[Learn more](#)

Review Agreement

Signing up for Auto Roll allows you to instruct Fidelity to automatically reinvest the maturing principal of certain securities into similar instruments of the same asset class. In the context of Model CD Ladders, the principal from the maturing CD rung will automatically be reinvested in new issue CDs with the longest maturity date for the Model CD Ladder chosen. This process will continue for all future successive rungs of maturing CDs until you decide to de-select the Auto Roll feature on this CD Ladder or sell the CDs before they mature.

Auto Roll Service Agreement and Additional Information

This agreement describes the features, policies, fees, and risks associated with Fidelity's "Auto Roll Service." Please review this agreement and keep it for your records.

Who's Who in This Agreement

In this agreement, "Fidelity," "us," and "we" include Fidelity Brokerage Services LLC ("FBS") and National Financial Services LLC ("NFS") and their employees, agents and representatives, as the context may require. "You" and "account owner" refer to the owner indicated on the account application; for any account with more than one owner or authorized person (such as a joint or trust account), "you" and "account owner" or "account owners" refer to all owners, collectively and individually.

Fidelity's Commitments to You

Under this agreement, Fidelity has certain rights and responsibilities. When we accept your enrollment into the Auto Roll Service for a

[Back](#)

[I Agree](#)

[Cancel](#)

[Continue](#)

REFINE YOUR SEARCH

NAME & STRATEGY

Account
INDIVIDUAL (X85912016)

Ladder Name

CD MT 120423 174125

Enter an initial investment amount or
annual income.

Initial Investment Amount

\$ 4000

☒ Search our inventory for the
highest yielding CD for each rung.

Update Results

TIME HORIZON

First Principal Payment

06

2024

Final Principal Payment

12

2025

Number of Rungs

Custom

4

Update Results

BOND TYPE & RATING

Tax Status

Taxable Bonds

Bond Type

One Type Selected

Ratings (Moody's/S&P)

Select

CD Ladder Search Results

Questions? Call a Fixed Income Specialist at 800-544-5372

Summary Calculations¹[Export to Fixed Income Analysis](#) | [Create PDF](#)

Principal Cost \$4,000.00

Total Par Value \$4,000.00

Average Yield 5.10%

Accrued Interest \$0.00

Average Coupon Rate 5.10%

Average Price \$100.00

Principal Gain/Loss \$0.00

Average Maturity (Years) 1.28

Annual Interest \$177.32

Overview

[Estimated Interest & Principal Chart](#)Auto Roll **YES**[Learn More About CD Ladders](#)

4 of 4 rungs filled: as of 12/04/2023

Qty

mm/yyyy

Add Rung

Bond Type	Quantity Proposed	Quantity Available	Coupon Rate	Maturity Date	Ask Price	Ask Yield	Yield Range	Attributes	Annual Interest	Estimated Cost ²	
-----------	----------------------	-----------------------	----------------	------------------	--------------	--------------	----------------	------------	--------------------	--------------------------------	--

Rung 1 | [View Other Available CDs](#)

(DSNC45168) DIME COMMUNITY BANK 5.350000 06/12/2024

CERTIFICATE OF DEPOSIT	1	2,691	5.350	06/12/ 2024	100.00	5.350	5.150- 5.350	CP, SFP, FDIC	\$27	\$1,000	
---------------------------	---	-------	-------	----------------	--------	-------	-----------------	------------------	------	---------	--

Rung 2 | [View Other Available CDs](#)

(DSNC47516) CITIBANK NA 5.200000 12/11/2024 12/12/20

CERTIFICATE OF DEPOSIT	1	6,389	5.200	12/11/ 2024	100.00	5.200	5.050- 5.200	CP, SFP, FDIC	\$52	\$1,000	
---------------------------	---	-------	-------	----------------	--------	-------	-----------------	------------------	------	---------	--

Rung 3 | [View Other Available CDs](#)

(DSNC45603) WELLS FARGO BANK NA 5.000000 06/12/2025

CERTIFICATE OF DEPOSIT	1	43,427	5.000	06/12/ 2025	100.00	5.000	4.900- 5.000	CP, SFP, FDIC	\$50	\$1,000	
---------------------------	---	--------	-------	----------------	--------	-------	-----------------	------------------	------	---------	--

Rung 4 | [View Other Available CDs](#)

(DSNBU9474) STATE BANK OF INDIA 4.850000 12/11/2025

CERTIFICATE OF DEPOSIT	1	10	4.850	12/11/ 2025	100.00	4.850	4.600- 4.850	CP, SFP, FDIC	\$49	\$1,000	
---------------------------	---	----	-------	----------------	--------	-------	-----------------	------------------	------	---------	--

(--) is used to indicate Not Available.



Course Instructor:
David Wozniak, CMT

Chief Market Strategist
Trading Floor Research
And
Market Technician
Briefing.com

Essential Lessons for Stock Market Success

Are you losing money in the market and not knowing what to do?
Are market news events sabotaging your investment decisions?

GAIN CONFIDENCE IN STOCK MARKET INVESTING
LEARN HOW TO IDENTIFY WINNING STOCKS BEFORE THEY MOVE HIGHER
AND **SELL STOCKS BEFORE THEY DECLINE**

APPLY THIS KNOWLEDGE TO YOUR SELF-DIRECTED 401K

SIGN UP FOR A COURSE THAT CAN CHANGE YOUR FINANCIAL FUTURE

CONTACT SARAH OR LAURA TO RESERVE A SEAT: 219-787-3101



The **Two-Day** Class begins on **Tuesday, May 06, 2025**, and ends on **Wednesday, May 07, 2025**

Afternoon Class Time: 4:00 p.m. – 7:00 p.m.
Location: US Steel Mon Valley ICD Training Hub

Trade ⋮ ✕

TRADE
Stocks/ETFs ✓

ACCOUNT
Individual ✓

Cash available to trade ? ██████████

As of Sep-17-2023 11:20:08 AM ET ↻

Symbol 🔍

Action ✓

Quantity + - ✕ =

Order type ✓

TIME IN FORCE
Day ✓

[View simplified ticket](#)

Estimated value --

Preview order

[Important disclosure information](#)

Conditional

Account ROTH IRA ██████████ ▼

As of 09/17/2023 12:15pm ET [Refresh](#)

Total Account Value	██████████
Cash Available to Trade	██████████
Committed to Open Orders	\$0.00
Settled Cash	██████████

Select a Conditional Order type [Conditional Orders](#) [Learn more](#)
[Ticket Demo](#) 🔗

Select ▼

Contingent

Multi-Contingent

One-Cancels-the-Other (OCO)

One-Triggers-the-Other (OTO)

One-Triggers-a-One-Cancels-the-Other (OTOCO)



Example:
You place an order to buy XYZ stock
if the ABC index moves up more than
1.25%.

One Cancels-the-Other

You own NVDA at 119.10/share

You can place a protective stop at 105.25/share
And a sale where you would like to sell the shares with a
Profit. Enter the sale at 140.00.

If the stock goes up and hits 140.00, you will sell your
NVDA shares and the stop at 105.25 will automatically
Cancel.

If the stock trades lower and executes your stop 105.25, the sale at
140.00 will automatically be canceled.

One Cancels-the-Other

Select a Conditional Order type

[Conditional Orders](#)

[Learn more](#)

[Ticket Demo](#)

One-Cancels-the-Other (OCO) ▼

[Set OCO as Default](#)

Example:

You own XYZ stock. You place a sell limit order at \$27 and a sell stop loss order at \$24. XYZ trades at \$27, so your sell limit order executes and your sell stop loss order is canceled.

One-Cancels-the-Other (OCO) ⓘ



Order A: If this order executes, cancel Order B below.

Symbol [Find Symbol](#) [Get Quote](#)

Action

Quantity Shares

Order Type

Time in Force

Trade Type Cash

Order B: If this order executes, cancel Order A above.

Symbol [Find Symbol](#) [Get Quote](#)

Action

Quantity Shares

Order Type

Time in Force Day

Trade Type Cash

[Preview Order](#)

One Triggers-the-Other

NVDA is currently trading at 119.10/share

You want to purchase NVDA at 115.55/share and would like to place a protective stop on NVDA at 105.25 once you purchase the NVDA shares.

You can place a limit order to purchase NVDA at 115.55 and place the protective stop at 105.25/share on the same ticket.

If NVDA is purchased at 115.55, the protective stop will Automatically get placed at 105.25.

You do not have to worry about placing another order for your stop. Once the first order gets triggered, the stop will be placed.

One Triggers-the-Other

Select a Conditional Order type

[Conditional Orders](#)

[Learn more](#)

[Ticket Demo](#)

One-Triggers-the-Other (OTO) ▼

[Set OTO as Default](#)

Example:

You place an order to buy XYZ at \$30 and a sell stop loss order for XYZ at \$28. XYZ drops to \$30, which enters your buy order and automatically triggers your sell stop loss order.

One-Triggers-the-Other (OTO) ⓘ



Order A: If this primary order executes, place secondary Order B below.

Symbol

[Find Symbol](#)

[Get Quote](#)

Action

Quantity Shares

Order Type

Time in Force

Trade Type Cash

Order B: If primary Order A above executes, place this secondary order.

Symbol

[Find Symbol](#)

[Get Quote](#)

Action

Quantity Shares

Order Type

Time in Force

Trade Type Cash

[Preview Order](#)

One Triggers a One cancels the Other

NVDA is currently trading at 119.10/share

You want to purchase NVDA at 115.55/share and would like to place a protective stop on NVDA at 105.25 once you purchase the NVDA Shares and place an order where you would like to sell if NVDA goes higher and reaches 140.78.

You can place a limit order to purchase NVDA at 115.55, place the protective stop at 105.25/share, and the limit to sell at 140.78 on the same ticket.

If NVDA is purchased at 115.55, the protective stop will Automatically get placed at 105.25, and the limit at 140.78 will be placed.

You do not have to worry about placing another order for your stop. Once the first order is triggered, the stop will be placed. Once the stop is Triggered, your order to sell at 140.78 will be canceled.

Once your order at 140.78 is triggered, your stop will be canceled.

One Triggers a One cancels the Other

One-Triggers-a-One-Cancels-the-Other ▼

[Set OTOCO as Default](#)

Example:

You place an order to buy XYZ at \$25. At the same time, you place two sell orders, one at stop loss for \$23 and one at a limit of \$27. When your buy order executes, your two sell orders are triggered and when either sell order executes, the other is canceled.

One-Triggers-a-One-Cancels-the-Other ?



Order A: If this primary order executes, trigger the secondary orders B and C below.

Symbol [Find Symbol](#) [Get Quote](#)

Action

Quantity Shares

Order Type

Time in Force

Trade Type Cash

One-Cancels-the-Other

Order B: If this order executes, cancel Order C below.

Symbol [Find Symbol](#) [Get Quote](#)

Action

Quantity Shares

Order Type

Time in Force

Trade Type Cash

Order C: If this order executes, cancel Order B above.

Symbol [Find Symbol](#) [Get Quote](#)

Action

Quantity Shares

Order Type

Time in Force Day

Trade Type Cash

- Portfolio
- Account Positions
- Trade
- Trading Dashboard
- Active Trader Pro
- Transfers
- Cash Management
- Bill Pay
- Full View®
- Security Settings
- Account Features
- Documents
- Tax Forms & Information
- Refer a Friend

401K Retirement

230858980

\$74.94 (+2.18%)

Link an external account

Open an account

Accounts

Positions

Balances

Activity & Orders

Documents

Planning

More

Fidelity

+0.59%) Today's Gain/Loss



1M

1Y

2Y

YTD

Trading Dashboard

IRA contributions

2023

\$0 contributed

Contribute now

Use our [IRA Calculator](#) to calculate your maximum contribution.

Customize

Feedback

Positions

Watchlist

Orders

		Day G/L	Value										View: Overview	
		+\$9.52 (+0.09%)	\$1,000.00											
Symbol		Last	Change	\$ Day G/L	% Day G/L	\$ Total G/L	% Total G/L	Value	% of account	Quantity	Avg. cost	Cost basis	52-week range	
GBTC	⋮	\$33.636										\$95.43	7.73 33.75	
GRAYSCALE BITCOIN TR ...														
SPAXX**	⋮								98.41%					
FIDELITY GOVERNMENT ...														

Account Total

** This is your core position. It is where your money is held until you invest it.

Chart

Option Chain



IVV

ISHARES CORE S&P 500...

458.85

-2.28 (-0.49%)

Bid

458.05

Ask

458.14

Volume

4,121,241

Buy

Sell

News

IVV Portfolio

Update On Multiple Portfolio Positions From Deep Knowledge Investing: Gold, Uranium, Bitcoin, GBTC, And LVS


Benzinga 10 hours ago

First Mover Americas: Demand for Bitcoin Futures

Events

IVV Portfolio

There are no upcoming events

 **David Wozniak**
Your Account


Basic
Member

Default Charting Tool

New SharpCharts ▾

 StockChartsACP

 OptionsPlay™
STRATEGY CENTER

 Dashboards ▾

 ChartLists



Member Tools

Your Charts

Review your saved charts

Advanced Scan Workbench

Create custom technical scans

Scheduled Scans

Set your scans to run automatically

Technical Alert Workbench

Set custom technical alerts

Your Alerts

View and manage your custom alerts

User-Defined Indexes

Create your own personal indexes

Public ChartLists

View charts from other StockCharts Members

Charting Tools

Market Overview

US Market: **CLOSED**

EQUITIES BONDS COMMODITIES CRYPTO



Dow	41,583.90	-715.80	-1.69%
S&P 500	5,580.94	-112.37	-1.97%
NASDAQ	17,322.99	-481.04	-2.70%
NYSE	19,270.30	-264.42	-1.35%
TSX	24,759.15	-401.91	-1.60%
S&P 600 (Small Cap)	1,271.75	-27.77	-2.14%
S&P 400 (Mid Cap)	2,915.07	-54.31	-1.83%
S&P 100	2,697.03	-60.48	-2.19%
NASDAQ 100	19,281.40	-517.22	-2.61%
\$VIX	21.65	+2.96	+15.84%

Market Summary ➔

SCTR Reports

More

Large Cap ▾

Top 10 Low 10 Top Up Top Down

SYMBOL	SCTR	CHG
ESLT	99.9	+0.2
PLTR	99.7	-0.2
ITCI	99.6	+0.4
RBRK	99.5	0.0
EAT	99.4	0.0
RKLB	99.3	+0.3
XPEV	99.2	-0.1
APP	99.1	+1.2
GFI	99.0	+1.3
AU	98.9	+0.6

CandleGlance | RRG

Updated: 03/28/25 17:30ET

StockCharts.COM

SYMBOL

AAPL

PERIOD

Daily

RANGE

1 Year

CHARTLIST

Default

View As

CHART

-- Select a Chart --

SAVE

Annotate



Symbol: Period:
 Chart:
 in ChartList:

AAPL Apple, Inc. Nasdaq Global Select Mkt.

28-Mar-2025, 16:00 ET, daily, O: 221.67, H: 223.81, L: 217.68, C: 217.90, V: 39774560, Chg: -5.95 (-2.66%)

No recent chart pattern found

Scaling: Traditional [Reversal: 3]

(c) StockCharts.com



- Portfolio
- Account Positions
- Trade
- Trading Dashboard
- Active Trader Pro
- Transfers
- Cash Management
- Bill Pay
- Full View®
- Security Settings
- Account Features
- Documents
- Tax Forms & Information
- Refer a Friend

401K Retirement

230858980

\$74.94 (+2.18%)

Link an external account

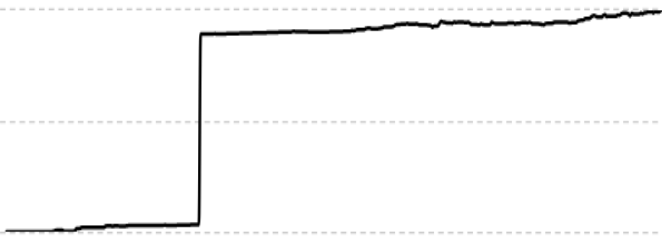
Open an account

Accounts

PositionsBalancesActivity & OrdersDocumentsPlanningMore

Fidelity

+0.59%) Today's Gain/Loss



1M1Y2YYTD

Trading Dashboard

IRA contributions

2023

\$0 contributed

Contribute now

Use our IRA Calculator to calculate your maximum contribution.

Feedback

Trading Overview

OVERVIEW

The Fidelity Account

Stock Trading

Compare Online
Brokers

Awards &
Recognition

Compare Service
Levels

Margin Loans

Fully Paid Lending

FAQs

TECHNOLOGY

Trader Solutions

Fractional Shares

Custom Index

Powerful technology for active investors

Make smarter trading decisions before, during, and after the trade with Active Trader Pro®. Get real-time insights, visual snapshots to monitor your investments, and powerful trading tools.

Get Active Trader Pro®

Open a Brokerage Account

Call a specialist to advance your trading strategy at **800-564-0211**.



Take action with valuable insights

Trading Overview

OVERVIEW

The Fidelity Account

Stock Trading

Compare Online
Brokers

Awards &
Recognition

Compare Service
Levels

Margin Loans

Fully Paid Lending

FAQs

TECHNOLOGY

Trader Solutions

Fractional Shares

Custom Index
Investing

Online Trading

Power
for a

Make sma
during, ar
Trader Pro
snapshots
and power

Get Active

Open a Br

Call a spe
strategy a

Get Active Trader Pro®

64-Bit for PC:

Download now

*Note: If you are upgrading
from the 32-Bit version of
Active Trader Pro, please
manually uninstall the older
version.*

32-Bit for PC:

Download now

64-Bit for MAC:

Download now



Take action with valuable insights

FIDELITY ACTIVE TRADER PRO® SETUP

Screen Layout Customize Preferences Quick Tips Learning Resources

What default features would you like to see?

RECOMMENDED



Select a prebuilt
layout of commonly
used features.

or

Create a layout by
choosing features
you want to use.

Next



Tools In Use ▲

SPY

SPDR S&P 500 ETF TRUST

460.20 ↑
1.97(0.43%)

B 460.50 x 5
A 460.62 x 1
V 83,194,404

Open 457.46
Day Range 457.21 - 460.745
Close 460.20 (12/08/2023)
52 Wk Hi 460.745 (12/08/2023)
52 Wk Lo 374.77 (12/22/2022)

NEWS

New Search ▾My News ▾SManage ▾

Headline News

Cigna Drops Humana Merger, Opts For BENZINGA - 2:00 PM ET
Cigna abandons pursuit of Humana, pl REUTERS - 1:22 PM ET
Cigna ends attempt to negotiate acqui

Position News (All Acco ▾

GBTC Cathie Wood Rides Bitcoin Ra BENZINGA
- 1:04 AM ET 12/9/2023
GBTC U.S. Bitcoin ETF Issuer Talks BENZINGA
6:03 AM ET 12/9/2023

Investing Ideas

RH Shares Tank Following Underwhelm BENZINGA - 12:48 PM ET 12/9/2023
Preliminary option volume of 45.2M to THE FLY - 4:30 PM ET 12/8/2023
Closing CBOE SPX and VIX Index sum

SPY 460.20 ↑ 1.97 (0.43%)

Today ▾1 Year +

Draw ▾Indicators ▾Events ▾Compare ▾Technical Analysis ▾Settings

12/08/2023 4:00 PM O

FIDELITY ACTIVE TRADER PRO® SETUP

Screen LayoutCustomize PreferencesQuick TipsLearning Resources

What default features would you like to see?

RECOMMENDED

Investor LayoutMarket Monitor LayoutPortfolio Monitor LayoutTechnical Trends LayoutOption Trader LayoutCustom Layout

QuoteChartTrade TicketNewsPositionsFilters

This layout is recommended for more experienced investors and traders. Use this layout to obtain a complete picture of your holdings, including streaming news, charts, and filters, to uncover additional trading opportunities.

You can update your layout at any time from your Layouts menu.

Next

12/8/2023

1.40M0.00

12/8/2023

Manage ▾

Trade Armor

Trade Armor

Trade Armor

TRADE

ROTH ▾

Cash Available to Trade
Settled Cash

Symbol SPY ▾

Action ▾

Quantity

Order Type ▾

TIF Day ▾

Conditions None ▾

PreviewClear All

SPDR S&P 500 ETF TRUST

460.20 ↑ 0 @ ARCX
1.97(0.43%) V 83,194,404

Bid 460.50 x 5 ARCX Ask 460.62 x 1 ARCX

FILTERS

MarketsTechnicalsC ▾

Most Actives ▾Standard Session ▾Across ▾

SymbolLastChg

SQQQ15.66-0.19

TSLA243.841.20

TQQQ44.830.53

AMD128.920.55

SPY460.201.97

SOXS8.07-0.19

SOXL23.700.52

PLTR17.770.55

BITF2.590.45



Course Instructor:
David Wozniak, CMT

Chief Market Strategist
Trading Floor Research
And
Market Technician
Briefing.com

Essential Lessons for Stock Market Success

Are you losing money in the market and not knowing what to do?
Are market news events sabotaging your investment decisions?

GAIN CONFIDENCE IN STOCK MARKET INVESTING
LEARN HOW TO IDENTIFY WINNING STOCKS BEFORE THEY MOVE HIGHER
AND **SELL STOCKS BEFORE THEY DECLINE**

APPLY THIS KNOWLEDGE TO YOUR SELF-DIRECTED 401K

SIGN UP FOR A COURSE THAT CAN CHANGE YOUR FINANCIAL FUTURE

CONTACT SARAH OR LAURA TO RESERVE A SEAT: 219-787-3101



The **Two-Day** Class begins on **Tuesday, May 06, 2025**, and ends on **Wednesday, May 07, 2025**

Afternoon Class Time: 4:00 p.m. – 7:00 p.m.
Location: US Steel Mon Valley ICD Training Hub



Trading Floor Research Newsletter Special Offer

~~\$99.00~~ \$49.50

50% OFF Special Offer Subscription:
\$49.50/month

Price Options



Special Offer

Save 50%

\$49.50 every month until canceled

Subscribe Now

<https://www.tfrtrader.com/product-page/trading-floor-research-newsletter-special-offer>

Trading Floor Research Newsletter