



Trading Floor Research

Welcome to the
Trading Floor



01/09/22

This Trading Floor Research report contains:

- *Direxion Daily FTSE China Bear 3x (YANG)*. A buy candidate that will move higher with a move lower in Chinese market.
- Tuttle Capital Short Innovation ETF (SARK). A new Buy Candidate corresponding to the inverse performance of Ark Innovation ETF.
- iShares Dow Jones US Financial Services Index Fund (IYG) A new Buy candidate capturing the upside potential of the Financial Services sector.



Essential Lessons for Stock Market Success.

Class begins this Thursday January 13, 2022 at the USW Burns Harbor Career Development Center and goes for 5 weeks. (No class January 27)

A morning and afternoon class will be given:

- 8:30 am-10:30 am
- 4:00 pm-6:00 pm

Learn how to identify winning stocks before they move higher and short stocks before they move lower.

Invite a family member or friend

Call Sarah to reserve a seat at 219-787-3101

Sectors, Industry Groups & Leadership Stocks

8 of the 11 market sectors are in sell signals, and all the indexes are lower to start the new trading year.

Energy and **Financial Services** have emerged with new buy signals this week, and the **utility sector** is ready to move higher after a pullback the last few days.

The **Energy Sector's** buy signal needs more institutional support to make it a lasting move and has a time cycle turn date next week. This could be a high. I am planning on waiting for a pullback and more stocks to setup before making buy recommendations in the sector.

The **Financial Services** Sector gave a strong buy signal on Friday. Financial Services are typically a strong sector as the economy contracts, as my business cycle analysis indicated last week. I've included the **iShares Dow Jones US Financial Services Index Fund ETF (IYG)** as a new buy candidate in this report. I will be buying the ETF on a pullback to critical Fibonacci support and a throwback into the trendline next week.

The S&P 500, NASDAQ, and Russell 2000 remain in sell signals, and finished the week with losses.

The small-cap Russell 2000 is trading in the lower half of its ten-month base. The bears are firmly in control of the Russell 2000 and strongly indicate "Risk-Off" in the markets.

I continue to recommend caution and high cash levels until more market sectors and industry groups show volume confirmation.

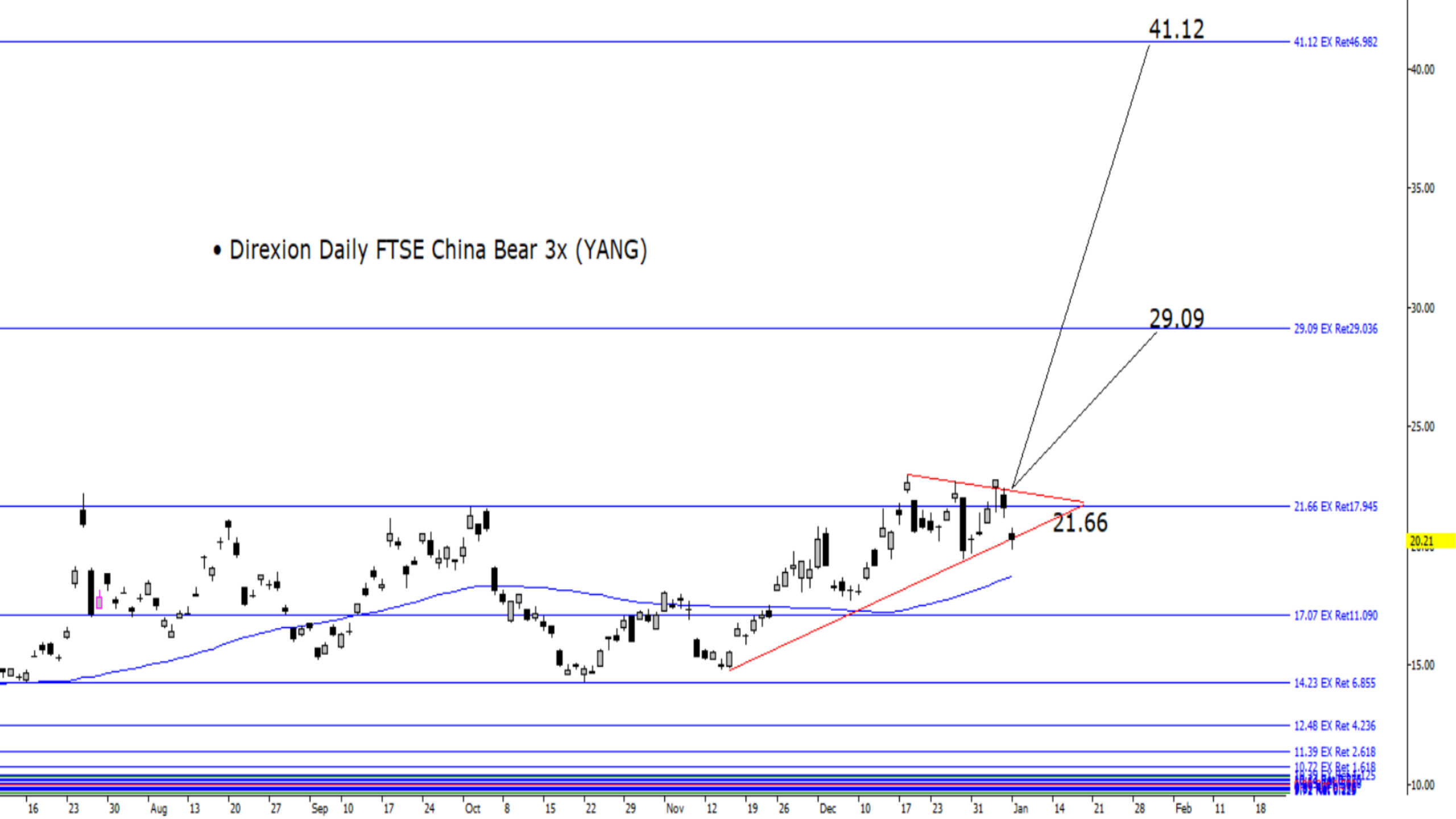
Remember that my current individual stock buy recommendations are probes that I take to give me a better market feel. I have been using 1-star allocation to indicate this. My new individual stock purchases will come with allocations less than 1 star to emphasize how low the probabilities are and how cautious you should be in this market.

Wait for "Risk On" to get aggressive!

Buy candidate: Direxion Daily FTSE China Bear 3x (YANG)

- Market: FTSE China Index. This trade is designed to move 3x the inverse move of the FTSE China index. The index ETF I used to do technical analysis was the SPDR S&P China (GXC).
- Direxion Daily FTSE China Bear 3x (YANG) is an Exchange-traded Fund (ETF) seeking the performance corresponding to three times the inverse of the FTSE China.
- Direxion Daily FTSE China Bear 3x (YANG) is breaking the double bottom base handle that started July 27, 2021. The top of the base is Fibonacci resistance at 21.66. The trade was once again delayed by a close below 21.66 due to Charlie Munger of Berkshire Hathaway buying Alibaba (BABA) last week. When he finishes his purchase, YANG will move higher.
- The Chinese market moving lower could be a big trade for 2022. We need to give it a little more time to set up.
- Direxion Daily FTSE China Bear 3x (YANG) will confirm a buy signal with a 30-minute close above 21.66 on increased volume.
- Wait for a text confirmation!
- Initiate position at 3-star(***)
- Under institutional accumulation with an Up/Down Volume ratio of 1.84.
- Direxion Daily FTSE China Bear 3x (YANG) closed at 22.75.
- Direxion Daily FTSE China Bear 3x (YANG) VWAP is at 39.51.
- Sell target prices: 1st target is **29.09**; 2nd target is **41.12**
- Stop sell price: Close below **21.66**.

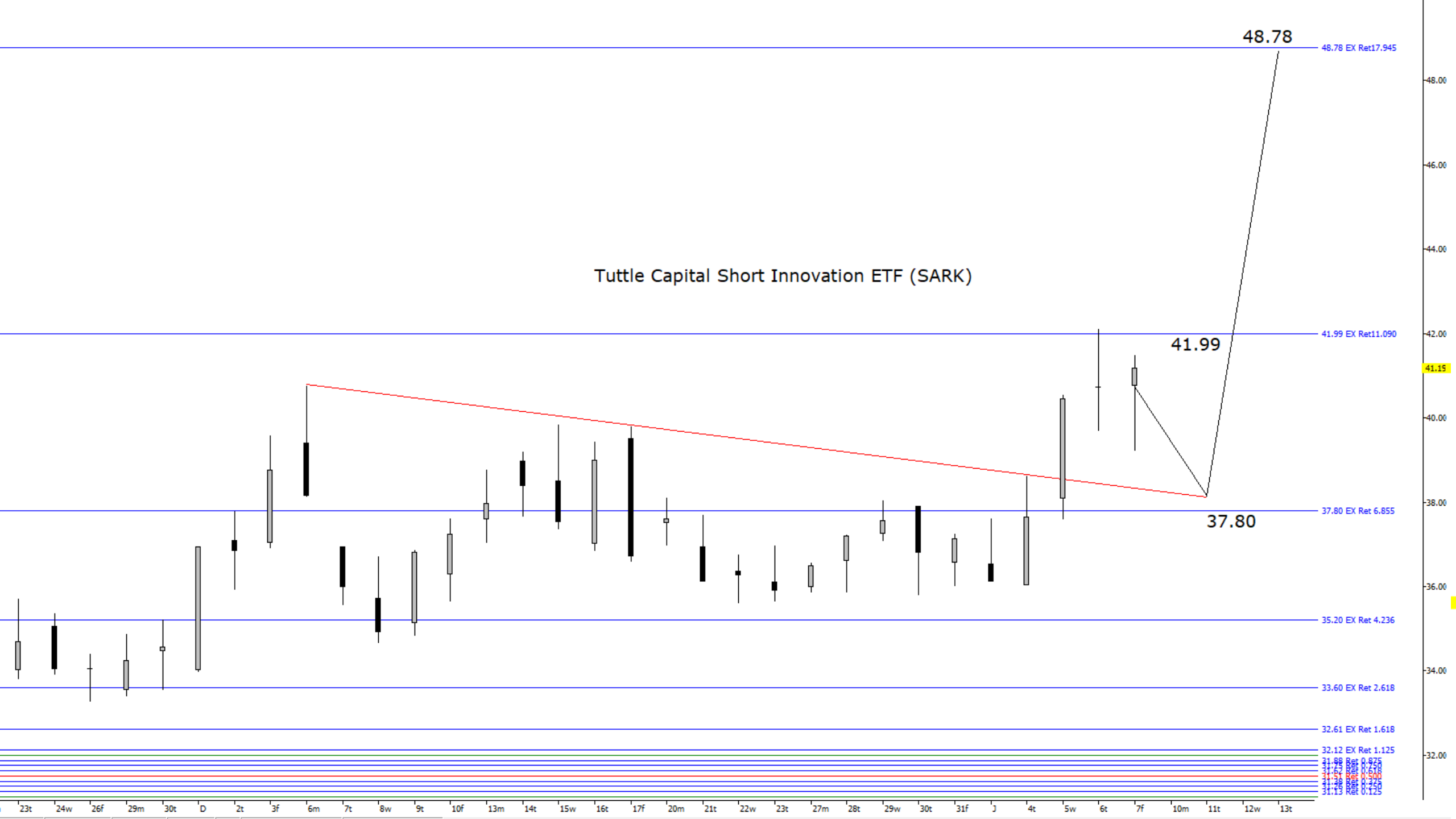
• Direxion Daily FTSE China Bear 3x (YANG)



Buy candidate: Tuttle Capital Short Innovation ETF (SARK)

- Portfolio: Shorting ARK Innovation ETF. This trade is designed to move inverse the ARK Innovation ETF (ARKK)
- I have a lot of respect for Cathie Wood of ARK Invest, and I don't take pleasure in recommending a short against her portfolio. Her diligent commitment to analyzing stocks will pay off in the long run, but now, her portfolio of innovative tech stocks is at the heart of this selloff. My goal is to make money for you and me, and the ARK Innovation (ARKK) ETF looks like it will move much lower in the current market selloff.
- The current portfolio comprises Coinbase, DraftKings, Roku, Block, Teladoc Health, and Zoom Video positions. These stocks are at the top of my shorting list.
- Tuttle Capital Short Innovation ETF (SARK) *is ready to break out of an IPO base that started November 9, 2021. A daily close above 41.99 on increased volume will send this stock higher.*
- **Tuttle Capital Short Innovation ETF (SARK) will confirm a buy signal with a 30-minute close above 41.99 on increased volume or a pullback to the trendline at 38.75.**
- **Wait for a text confirmation!**
- Initiate position at 2-star(**)
- **Under massive institutional accumulation** with an Up/Down Volume ratio of 2.0.
- Tuttle Capital Short Innovation ETF (SARK) closed at 41.13.
- Tuttle Capital Short Innovation ETF (SARK) VWAP is at 37.26.
- Sell target prices: 1st target is **48.78** ; 2nd target is **59.76**
- Stop sell price: Close below **37.80**.

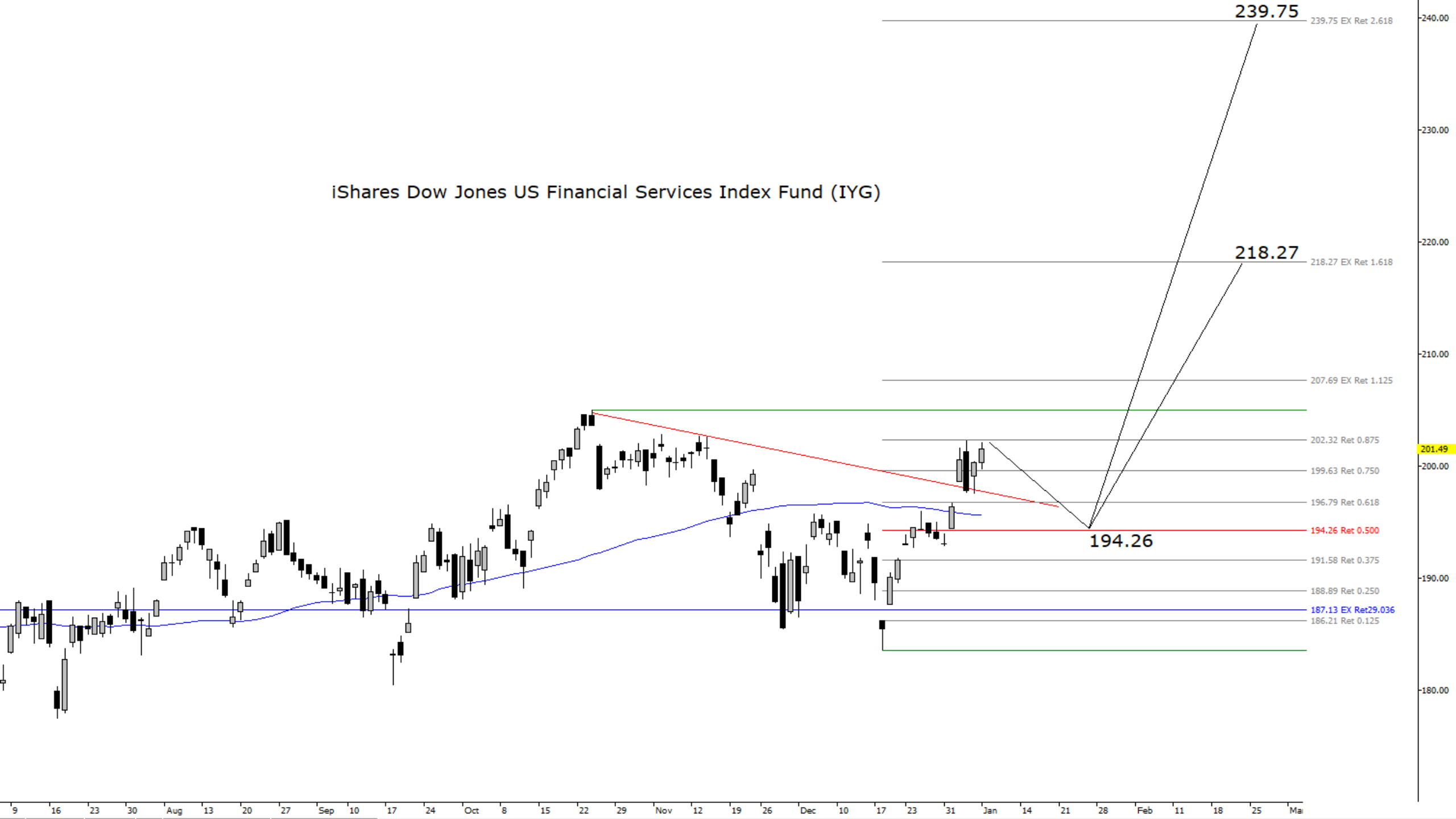
Tuttle Capital Short Innovation ETF (SARK)



Buy candidate: iShares Dow Jones US Financial Services Index Fund (IYG)

- Sector: Financial Services. The Financial Services sector gave a buy signal on Friday.
- iShares Dow Jones US Financial Services Index Fund (IYG) *is an Exchange-traded fund ETF seeking performance corresponding to the Dow Jones U.S. Financial Services Index*
- iShares Dow Jones US Financial Services Index Fund (IYG) gave a buy signal on Friday. The ETF closed above the trendline of the cup-with-handle base that began October 25, 2021. On the four days IYG closed higher last week, they all came with above-average volume. This indicates Institutional buying of the financials.
- iShares Dow Jones US Financial Services Index Fund (IYG) was stopped at the weak 7/8 grid number on Wednesday and Friday last week. When a weak number stops the upward progress of price, a sharp reversal is imminent. The pullback typically takes the stock down to 5/8 or 50%. **Watch for a pullback between 196.79 and 194.26.**
- iShares Dow Jones US Financial Services Index Fund (IYG) will confirm a buy signal with a pullback to the trendline and Fibonacci support at 194.26.
- **Wait for a text confirmation!**
- Initiate position at 2-star(**)
- **Under institutional accumulation** with an Up/Down Volume ratio of 1.85.
- iShares Dow Jones US Financial Services Index Fund (IYG) closed at 201.49.
- iShares Dow Jones US Financial Services Index Fund (IYG) VWAP is at 127.25.
- Sell target prices: 1st target is **218.27**; 2nd target is **239.75**
- Stop sell price: Close below **194.26**.

iShares Dow Jones US Financial Services Index Fund (IYG)





Trading Floor Research

Welcome to the
Trading Floor

¹The results are not (or may not be) representative of the performance of all selections made by Trading Floor Research (TFR) newsletter.

We look for investment resources and inform you of these resources, which you may choose to use in making your own investment decisions. TFR is providing information on this resource to you subject to the TFR "Terms and Conditions of Service" disclaimer.

Past performance is no guarantee of future results. Inherent in any investment is the potential for loss. This material is being provided for informational purposes only and nothing herein constitutes investment, legal, accounting or tax advice, or a recommendation to buy, sell or hold a security. No recommendation or advice is being given as to whether any investment is suitable for a particular investor. It should not be assumed that any investments in securities, companies, sectors or markets identified and described were or will be profitable. All information is current as of the date of herein and is subject to change without notice.



Trading Floor Research

Welcome to the
Trading Floor

Disclaimer: The information, opinions and ideas expressed herein are for informational and educational purposes only and are based on research conducted and presented solely by the author. The information presented does not represent the views of the author only and does not constitute a complete description of any investment service. In addition, nothing presented herein should be construed as investment advice, as an advertisement or offering of investment advisory services, or as an offer to sell or a solicitation to buy any security. The data presented herein were obtained from various third-party sources. While the data is believed to be reliable, no representation is made as to, and no responsibility, warranty or liability is accepted for the accuracy or completeness of such information. International investments are subject to additional risks such as currency fluctuations, political instability and the potential for illiquid markets. Past performance is no guarantee of future results. There is risk of loss in all trading. Back tested performance does not represent actual performance and should not be interpreted as an indication of such performance. Also, back tested performance results have certain inherent limitations and differs from actual performance because it is achieved with the benefit of hindsight.



Trading Floor Research

Welcome to the
Trading Floor

Disclaimer

Before using this site, please make sure that you note the following important information:

Do your Own Research

Our content is intended to be used and must be used for informational purposes only. It is very important to do your own analysis before making any investment based on your own personal circumstances. You should take independent financial advice from a professional in connection with, or independently research and verify, any information that you find on our Website and wish to rely upon, whether for the purpose of making an investment decision or otherwise.

The content of this email is confidential and intended for the recipient specified in message only. It is strictly forbidden to share any part of this message with any third party, without a written consent of the sender. If you received this message by mistake, please reply to this message and follow with its deletion, so that we can ensure such a mistake does not occur in the future.

